



HAL
open science

Knowledge, Attitudes and Practices Related to Medication, Antibiotics, and Vaccination among Public Service Population: National Survey Conducted in France

Virginie-Eve Lvovsc, Florence Carrouel, Benjamin Du Sar de Vigneulles, Michel Lamure, Geneviève Motyka, Laurie Fraticelli, Claude Dussart

► To cite this version:

Virginie-Eve Lvovsc, Florence Carrouel, Benjamin Du Sar de Vigneulles, Michel Lamure, Geneviève Motyka, et al.. Knowledge, Attitudes and Practices Related to Medication, Antibiotics, and Vaccination among Public Service Population: National Survey Conducted in France. *International Journal of Environmental Research and Public Health*, 2022, 19 (21), pp.14044. 10.3390/ijerph192114044 . hal-03833967

HAL Id: hal-03833967

<https://univ-lyon1.hal.science/hal-03833967v1>

Submitted on 28 Oct 2022

HAL is a multi-disciplinary open access archive for the deposit and dissemination of scientific research documents, whether they are published or not. The documents may come from teaching and research institutions in France or abroad, or from public or private research centers.

L'archive ouverte pluridisciplinaire **HAL**, est destinée au dépôt et à la diffusion de documents scientifiques de niveau recherche, publiés ou non, émanant des établissements d'enseignement et de recherche français ou étrangers, des laboratoires publics ou privés.



Article

Knowledge, Attitudes and Practices Related to Medication, Antibiotics, and Vaccination among Public Service Population: National Survey Conducted in France

Virginie-Eve Lvovschi ^{1,2,3,†} , Florence Carrouel ^{4,†} , Benjamin du Sartz de Vigneulles ⁴, Michel Lamure ⁴, Geneviève Motyka ⁵ , Laurie Fraticelli ^{4,†} and Claude Dussart ^{3,4,*,†}

¹ Emergency Department, Rouen University Hospital, 76031 Rouen, France

² Laboratory “Research on Healthcare Performance” (RESHAPE), INSERM U1290, Université Claude Bernard Lyon 1, 69008 Lyon, France

³ Hospices Civils of Lyon, 69003 Lyon, France

⁴ Laboratory “Health, Systemic, Process” (P2S), UR4129, University Claude Bernard Lyon 1, University of Lyon, 69008 Lyon, France

⁵ Caisse Nationale d’Assurance Maladie, 75020 Paris, France

* Correspondence: claudedussart@univ-lyon1.fr; Tel.: +33-(0)-47-878-5745

† These authors contributed equally to the work.



Citation: Lvovschi, V.-E.; Carrouel, F.; du Sartz de Vigneulles, B.; Lamure, M.; Motyka, G.; Fraticelli, L.; Dussart, C. Knowledge, Attitudes and Practices Related to Medication, Antibiotics, and Vaccination among Public Service Population: National Survey Conducted in France. *Int. J. Environ. Res. Public Health* **2022**, *19*, 14044. <https://doi.org/10.3390/ijerph192114044>

Academic Editor: Paul B. Tchounwou

Received: 9 October 2022

Accepted: 25 October 2022

Published: 28 October 2022

Publisher’s Note: MDPI stays neutral with regard to jurisdictional claims in published maps and institutional affiliations.

Abstract: Medication, antibiotics, and immunization are three major and cost-effective medical interventions but their use is balanced. Knowledge, attitudes and practices (KAP) are a cornerstone. This retrospective study aims at analyzing KAP related to these concerns among the public service population in order to establish the basis for the implementation of selective preventive actions. From a cross-sectional anonymous online questionnaire-based survey among the insureds of a French mutual organization (*Union Prévention Santé pour la Fonction publique*, UROPS), 33 questions related to medication, antibiotics and vaccination were extracted to evaluate KAP. New variables were constituted: levels of knowledge, antibiotic misuse, proactive behavior and vaccinophobia. Multiple correspondence analysis was performed to identify respondents’ homogenous groups. In addition, bivariate statistical comparisons were provided and logistic regressions were carried out to identify determinants of these new variables. Public service population (workers and retired) were highly exposed to polymedication (8.7% vs. 24.4%, $p < 0.0001$), hypnotics overtake (24.3% vs. 18.4%, $p < 0.0001$), and misuse antibiotics (33.2% vs. 22.6%, $p < 0.0001$) despite good levels of knowledge. Proportions of vaccinophobia was low (0.8% vs. 1.7%, $p < 0.0001$). However, workers have different KAP than retired, without shared determinants in the 3 health domains studied. Respondents were proactive (85.8% vs. 81.6%, $p < 0.0001$), used multiple sources of trustworthy information and seems to be ready for the delegation of health tasks. Thus, preventive actions related to antibiotics and polymedication should be a priority in vaccination education for mutual organizations such as UROPS. Studying their insureds longitudinally could be interesting to highlight the impact of selective prevention on behaviors, through trusted health professionals (general practitioners, pharmacists . . .).

Keywords: antibiotics; anxiolytic; health knowledge; attitudes; practice; hypnotic; polypharmacy; prevention; retired; vaccination hesitancy; worker



Copyright: © 2022 by the authors. Licensee MDPI, Basel, Switzerland. This article is an open access article distributed under the terms and conditions of the Creative Commons Attribution (CC BY) license (<https://creativecommons.org/licenses/by/4.0/>).

1. Introduction

Medication, antibiotics and vaccination are three of the most cost-effective life-saving medical interventions and have contributed to an extended lifespan from around 40 years old to more than 80 [1–4]. Today, the context of their use is more complex, and their effect is less clear-cut. Polymedication [5,6] and the high use of psychotropic drugs (anxiolytics and hypnotics) are significantly associated with a decrease in the health-related quality of life, regarding physical or mental status [6–8]. Antibiotic resistance [9,10] due to the misuse of antibiotics is increasing and has led to 700,000 deaths globally per year [2,11], and

antibiotic sparing is included in the recommendations of the surviving sepsis campaign [12]. Hence, in primary care research, topics such as the rational use of drug prescriptions [13,14], particularly antibiotics and hypnotics [15,16], have become priority research topics worldwide [17,18]. Vaccine hesitancy, defined as the refusal or delayed acceptance to be vaccinated despite the availability of the vaccine, is becoming widespread worldwide and is, according to the World Health Organization (WHO), one of the top ten health threats in the world [19]. For several years, we observed the re-emergence of diseases that were close to being eradicated (measles . . .) [3], and recently, the Coronavirus disease (COVID-19) crisis illustrated difficulties in the fight against emerging diseases [20].

Thus, a better understanding of these new challenges for public health organizations is necessary to implement programs of prevention [15,21]. Developing prevention regarding identified risks responds now to a twofold problem: improving the population's state of health (good quality of life, high number of years of life in good health), and seeking a better rationalization of care resources (pharmaceutical or technological) to keep the risk-benefit balance.

In France, the scourge of bacterial resistance, polymedication and vaccine hesitancy is more important than in other European countries. The consumption of antibiotics is 30% higher than the average European rate [22]. Excessive polymedication (HR 1.83 [1.28–2.62]) is detected as a predictor of mortality [23]. In addition, France has significantly greater disparities than the rest of Europe in terms of health (morbidity, mortality, perceived health and functional health). The main determinants of these inequalities are, in particular, working conditions, which are strongly linked to the socio-professional category [24]. This statement suggests the high relevance of selective or even indicated preventive actions [25]. In line with Antonovsky's salutogenesis [26], working on knowledge, attitudes, and practices (KAP) in a specific professional setting, should make it possible to better develop appropriate informative and preventive actions, in order to create health, improving workers' self-resources.

Among the overall population, permanent employees of the French public service represent an interesting socio-professional category to study for several reasons. Firstly, these public agents evolve in a specific work context, with a job guarantee, and relatively strong stability in their professional environment. Secondly, several socio-professional categories are represented [27]. Thirdly, this population has few occupational physicians, and some organizations must fill this gap in the prevention network. Finally, the management of health expenses for public service workers, is unique in the French public health system, with accounting management delegated to the mutualist system, and continuity of this management after their retirement. Thus, mutualist organizations have become important actors in preventive actions by a delegation from the public authorities as specified in the last Public Service Occupational Health Plan [28].

This retrospective study aims to analyze KAP related to medication, antibiotics, and vaccination among the public service population, from a mutualist union database. The results will allow for the establishment of the basis for implementing selective preventive actions for targeting sub-populations with specific needs of environmental resources.

2. Materials and Methods

2.1. Study Design

This study was designed as an ancillary study, from a cross-sectional anonymous online questionnaire-based survey that was conducted from 10 September to 7 October 2018. This research was performed in accordance with the Checklist for Reporting Of Survey Studies (CROSS) (Supplementary Section S1) [29].

The main study was run and promoted by UROPS (*Union Prévention Santé pour la Fonction publique*), a public organization unifying 11 mutual insurance companies, and managing 1.7 million insureds (The Morice Law of 1947 [30]). Under the Public Service Compulsory Scheme, the UROPS organization is involved in the deployment of preventive healthcare. Each year, UROPS conducts a survey of the KAP of its beneficiaries on various

public health topics in order to initiate specific preventive actions (risk identification, information, formation . . .). In 2018, the questionnaire “barometer” was specifically developed by the UROPS members to analyze KAP about medication, antibiotics and vaccination, three primary care general public health concerns. It also aimed to provide an overview of the situation regarding contact persons and information, in case of health needs. For the “barometer 2018” princeps study, cohort management was entirely online, including invitations, registration, and data collection. The largest share of participants was recruited through an email invitation sent by UROPS to its insurees.

The ancillary study consisted of a retrospective analysis of the “barometer 2018”, based on a selection of the questions focused on participants’ KAP related to medications including antibiotics and hypnotics, and vaccination.

2.2. Selection of Respondents

To be included in the questioned-based survey, the participants had to be (i) at least 18 years old, (ii) public service agents or have been public service agents, (iii) insured by the insurance union for public service workers UROPS, (iv) registered on the website from the public insurance [31] and have agreed to be contacted via their personal email address on this channel, (v) fluent in the French language, (vi) agree to fulfill the online questionnaire, (vii) be able to use the internet via PC or mobile device. The exclusion criteria were third-party beneficiaries of UROPS members and non-permanent employees.

2.3. Ethics

Our protocol and study design were approved by ethics and regulatory agencies and were implemented in accordance with provisions of the Declaration of Helsinki. The appropriate Committee (Local Research Ethics Committee, Rouen, France) approved the protocol on 22 August 2022 (Ref E2022-38).

2.4. Measurement Tool

The participant’s KAP related to antibiotics, polymedication and vaccination were assessed by a selection of 33 questions extracted without adaptation from the initial survey composed of four sections (Supplementary Section S2).

The first section referred to patient characteristics with 13 questions, especially gender, age by 10 years, marital status, number and age of children living in the household, current work situation, the highest degree of obtained diploma (Level 1: Level of education below “Baccalaureate” (French high school diploma) degree, Level 2: Level of education greater than or equal to “Baccalaureate” degree and less than or equal to “Baccalaureate” degree plus 2 years, Level 3: Level of study higher than “Baccalaureate” degree plus 2 years, the last statutory category, the size of the municipality of residence, the region of residence, the presence of chronic illness, a disability or a health problem for at least 6 months requiring regular care or treatment, and the health insurance coverage.

The second section concerned knowledge and attitudes regarding antibiotics with 5 questions. The first question referred to a series of 4 statements to which the respondent is asked to confirm or not, or refrain from answering (yes or no or don’t know). The following three questions referred to their attitudes regarding antibiotics. The last question consisted in ranking the information carriers (including health and non-health professionals), depending on the confidence levels.

The third section collected attitudes regarding medications with 10 questions, especially concerning the number of medications per day, the treatment consumption for sleeping or treating stress and/or anxiety, and their feelings about their treatments.

The last section of the questionnaire dealt with knowledge and practices concerning vaccination with 5 questions, among them a series of 4 statements to which the respondent was asked to confirm or not, or refrain from answering (yes or no or don’t know). The other questions referred to attitudes and levels of access to vaccination. A question consisted in

ranking the information carriers (including health and non-health professionals), depending on the confidence levels.

2.5. Statistical Analysis

From the collected responses, new variables were constituted:

- The levels of knowledge related to antibiotics or vaccination were evaluated post-collection using the responses of the 4 statements; “low” when zero or 1 right answer was provided, “moderate” for 2 or 3 right answers and “high” for 4 right answers;
- Polymedication has been defined as taking at least 3 medications per day;
- Antibiotic misuse was defined as (i) self-interruption of the prescription duration, or (ii) taking non-prescribed antibiotics for himself, his children or relatives. The polymedicated respondents were identified as respondents with at least 3 medications per day;
- A proactive behavior was identified among respondents when: (i) self-evaluation by the respondent of the need for antibiotics and asking the doctor for a prescription, or (ii) they had already discussed their medication with their physician/pharmacist on their own initiative, or (iii) if they were taking medication for better sleep, they had already tried non-medicinal methods, or (iv) if they were taking medication for stress or anxiety, they had already tried non-medicinal methods;
- Vaccinophobia was defined by the combination of four kinds of behavior: The vaccinophobic respondents were identified as respondents (i) who are not up to date with their vaccines, and (ii) not interested in receiving additional information on vaccines or vaccination, (iii) would not be vaccinated regardless of the conditions of access to vaccines, and (iv) would not be vaccinated regardless of the cost of vaccines.

Categorical data were presented as frequencies and percentages. Bivariate statistical comparisons were performed with Pearson’s χ^2 test for categorical data. The proportions of respondents per French metropolitan region were compared with the data from the French population census (obtained at the end of 2021 from the national institute of demographic studies). A non-parametric statistical test was used to compare the non-independent proportions of respondents in the sample study and inhabitants per region. A probability value, p , of less than 0.05 was considered significant.

A Multiple Correspondence Analysis (MCA) was used to summarize the information contained in a large number of variables to facilitate the interpretation of the existing correlations between these different variables and to determine a posteriori sub-group of interest for descriptive statistics. The variables considered in the MCA were: gender, age, marital status, level of education, last professional category, region of residence, presence or absence of chronic disease and occupational status (worker or retired).

Binary logistic regressions were performed on the retained subgroups from the MCA to evaluate the determinants of the misuse of antibiotics, the polymedication, daily anxiolytic or hypnotic treatments and vaccinophobia. Odds ratio with a 95% confidence interval and p -values were provided. Covariates were gender, age, education levels, the presence of at least one dependent child in the household, occupational status, the presence of at least one chronic disease, the confidence in physician or pharmacist in antibiotics and vaccines, and the level of knowledge in antibiotics and vaccines.

Statistical analyses were performed with R using the “ade4”, “FactoMineR”, and “factoextra” packages from the R Project for Statistical Computing (version 4.1.1. 2021-08-10) (R Foundation for Statistical Computing, Vienna, Austria). A p -value below 0.05 was considered statistically significant.

3. Results

3.1. Characteristics of Respondents and Sample Size

All respondents were invited to participate in the barometer, i.e., 174,268 people. Among those, 31,600 (18%) insured participated in this survey. Of those who completed the online questionnaires, 21,762 were considered eligible, with all questions answered,

and 9838 were excluded because participants dropped out during the survey. Of the 21,762 eligible questionnaires, 21,723 were included, with all completed questions, and 39 were rejected because they presented a lack of consistency between the different answers provided (Figure 1). The targeted population concerned the 174,268 persons insured by the UROPS, and 31 600 persons answered the questionnaires, thus the response rate of the final sample was 18.13%.

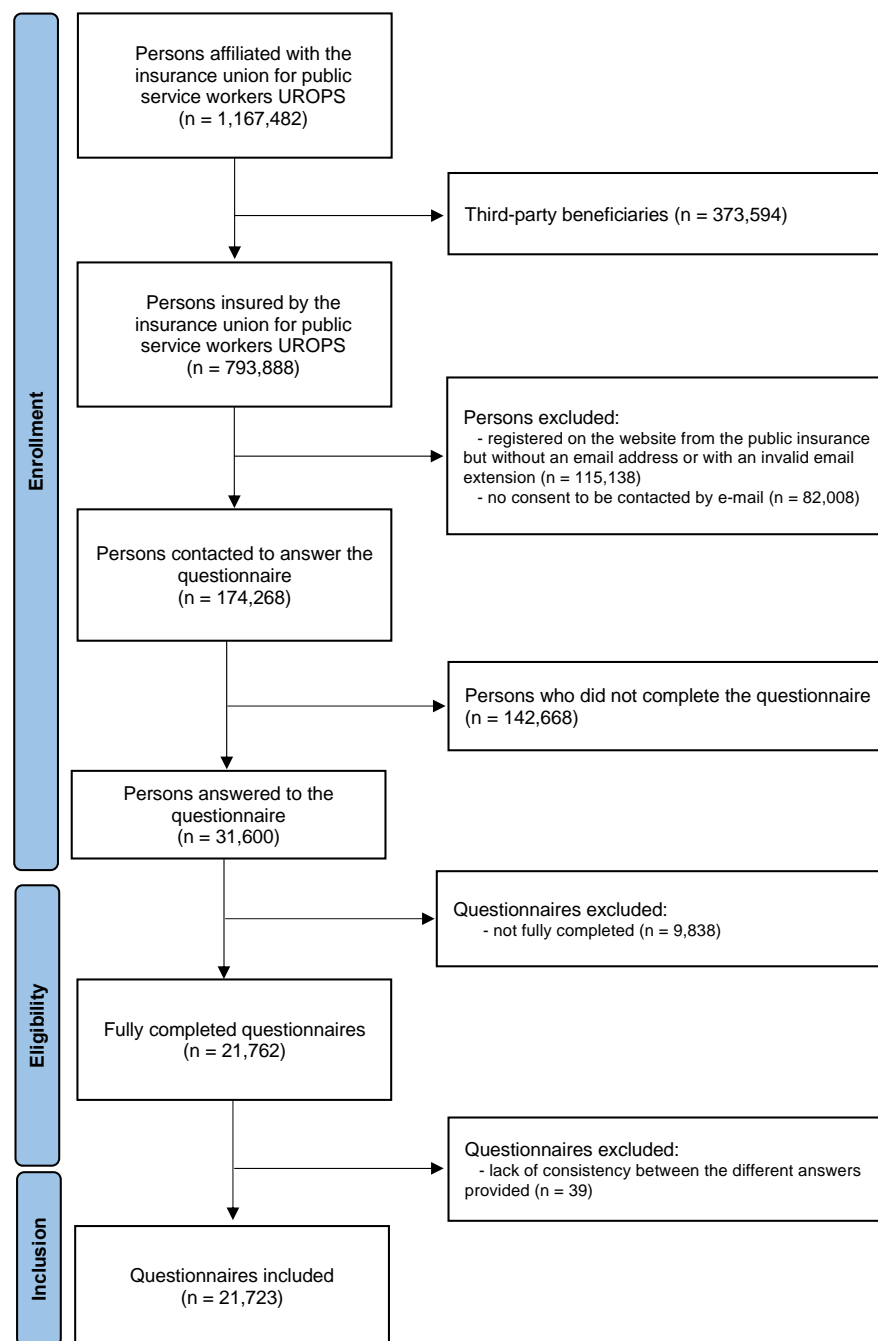


Figure 1. Flowchart of the study. UROPS: Union Prévention Santé pour la Fonction publique.

The final sample comprised 21,723 included respondents of whom 71.3% completed the survey using a laptop (15,482) and 29.7% a cell phone (6241). Among the included respondents, 47.0% were under 60 years old (10,206) and 53.0% were over 60 years old (11,517) (Supplementary Section S4: Figures S1 and S2). The age ranged from 18 to 80 years and older. The gender distribution was 41.1% males (8938) and 58.9% females (12,785).

The majority of the included respondents were married (12,785, 58.9%). Nearly a quarter of the included respondents had at least one child living in the household (5348, 24.6%). Included respondents over 60 years old were 34.8% to have their “Baccalaureate” degree versus 52.9% of the included respondents under 60 years old. Regarding occupational status, included respondents were workers (11,014, 50.7%) or retired (10,709, 49.3%) in the same proportion. Moreover, 31% of included respondents (6734) declared having a chronic disease, a disability or a health problem. In the following results, the short-term “respondents” is used to design the “included respondents”.

3.2. Distribution of Respondents According to the Occupational Status

The projection of the sociodemographic variables on the MCA results showed that occupational status was the least overlapping group of modalities (Supplementary Section S3: Figures S5 and S6). The projection highlighted a marked vertical dichotomy (Figure 2); the workers were on the left and the retired were on the right. The worker group corresponds to active persons, parental leave, school training, and those who would stick to leaves > 3 months, whereas the retired group corresponds to persons retired from public service whatever their age and cause. These two groups based on occupational status were considered the most dichotomous of the sample respondents. The results of the analysis did not identify other socio-demographic variables that were sufficiently contributive to manage the statistical analysis of the survey questions to another specific subgroup analysis.

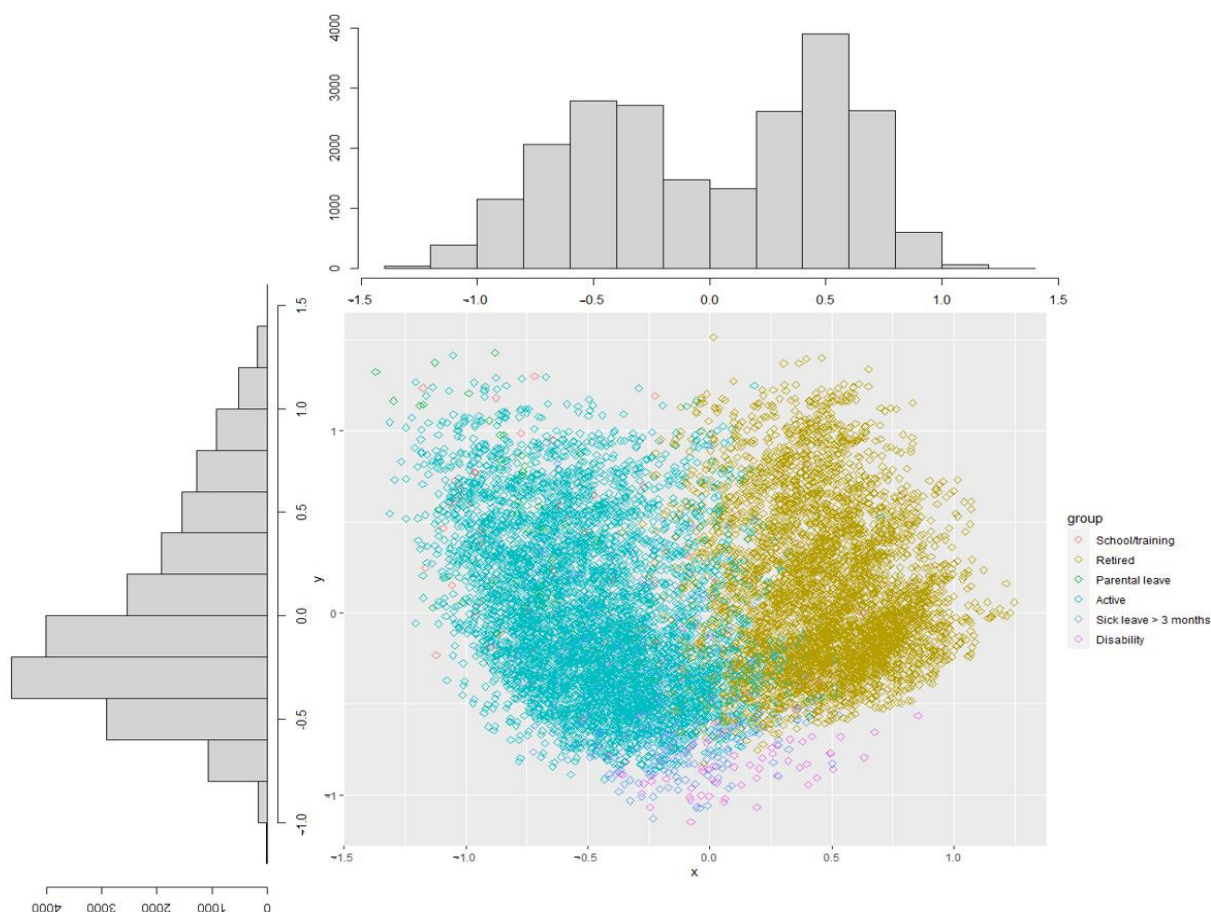


Figure 2. Projection of the distribution of the modalities of occupational status on the respondents' positions on the two first factorial axes.

3.3. Socio-Demographic Characteristics According to the Occupational Status

The socio-demographic characteristics of the sample are displayed in Table 1. Retired were significantly more affected by chronic disease or disability or health problems than

workers ($p < 0.0001$). They mainly suffered from heart, artery, vein, stroke disease and metabolic diseases.

Table 1. Socio-demographic characteristics and chronic illness categories of the respondents according to occupational status. The results are expressed as n (%). n: number of respondents, %: percentage.

Variable	All (N = 21,723)	Workers (N = 11,014)	Retired (N = 10,709)	p-Value
Gender				<0.0001
male	8938 (41.1)	3887 (35.3)	5051 (47.2)	
female	12,785 (58.9)	7127 (64.7)	5658 (52.8)	
Age range				<0.0001
18–29 years	240 (1.1)	240 (2.2)	0 (0.0)	
30–39 years	1483 (6.8)	1481 (13.4)	2 (0.0)	
40–49 years	3475 (16.0)	3470 (31.5)	5 (0.0)	
50–59 years	5008 (23.1)	4620 (41.9)	388 (3.6)	
60–69 years	7309 (33.6)	1185 (10.8)	6124 (57.2)	
70–79 years	3681 (16.9)	11 (0.1)	3670 (34.3)	
≥80 years	527 (2.4)	7 (0.1)	520 (4.9)	
Marital status				<0.0001
Single	2592 (11.9)	1935 (17.6)	657 (6.1)	
Divorced	2457 (11.3)	1249 (11.3)	1208 (11.3)	
Married	12,794 (58.9)	5399 (49.0)	7395 (69.1)	
Civil union	1240 (5.7)	1096 (10.0)	144 (1.3)	
Common-law	1524 (7.0)	1162 (10.6)	362 (3.4)	
Widowed	1116 (5.1)	173 (1.6)	943 (8.8)	
Children living in the household				<0.0001
0	16,375 (75.4)	6050 (54.9)	10,325 (96.4)	
>1	5348 (24.6)	4964 (45.1)	384 (3.6)	
Level of study				<0.0001
Below “Baccalaureate” degree	7114 (32.7)	2224 (20.2)	4890 (45.7)	
Greater than or equal to “Baccalaureate” degree and less than or equal to “Baccalaureate” degree plus 2 years	8763 (40.3)	5049 (45.8)	3714 (34.7)	
Higher than “Baccalaureate” degree plus 2 years	5846 (26.9)	3741 (34.0)	2105 (19.7)	
Chronic disease or disability or health problem				<0.0001
Yes	6734 (31.0)	2942 (26.7)	3792 (35.4)	
No	14,989 (69.0)	8072 (73.3)	6917 (64.8)	
Type of chronic disease or disability or health problem¹				
Respiratory problems	1301 (6.0)	591 (8.8)	710 (10.5)	
Heart, artery, vein or stroke disease	1825 (8.4)	475 (7.1)	1350 (20.0)	
Metabolic disease	2178 (10.0)	830 (12.3)	1348 (20.0)	
Tumors	869 (4.0)	294 (4.4)	575 (8.5)	
Mental illness	350 (1.6)	238 (3.5)	112 (1.7)	
Locomotor problems	1552 (7.1)	667 (9.9)	885 (13.1)	
Other	2194 (10.1)	1113 (16.5)	1081 (16.1)	

¹ The percentage was calculated based on the number of people who reported having a chronic condition, disability, or health problem. A respondent could choose more than one answer. In bold, head of variable categories.

3.4. Knowledge, Attitudes and Practices Related to Antibiotics, Medication and Vaccination According to the Occupational Status

Table 2 presents the results concerning KAP related to antibiotics, medication and vaccination among public service workers and retired.

Table 2. Knowledge, attitudes and practices related to antibiotics, medication and vaccination among public service workers and retired.

Variable	All (N = 21,723)	Workers (N = 11,014)	Retired (N = 10,709)	p-Value
ANTIBIOTICS				
Knowledge^a				<0.0001
Low	3475 (16.0)	1451 (13.2)	2024 (18.9)	
Moderate	12,874 (59.3)	6107 (55.4)	6767 (63.2)	
High	5374 (24.7)	3456 (31.4)	1918 (17.9)	
Antibiotics ineffective against viruses	15,521 (71.5)	8143 (73.9)	7378 (68.9)	
Antibiotics effective against bacteria	16,116 (74.2)	8531 (77.5)	7585 (70.8)	
Taking antibiotics often can make them less effective	19,849 (91.4)	10,231 (92.90)	9618 (89.8)	
Antibiotics, in general, don't make it possible to heal more quickly	7842 (36.1)	4766 (43.3)	3076 (28.70)	
Antibiotics misuse				
Yes	6083 (28.0)	3659 (33.2)	2424 (22.6)	<0.0001
No	15640 (72.0)	7355 (66.8)	8285 (77.4)	
Self-interruption of the antibiotics prescription duration	2628 (12.1)	1601 (14.5)	1027 (9.6)	
Take non-prescribed antibiotics for himself or for his children or for his relatives	4555 (21.0)	2809 (25.5)	1746 (16.3)	
MEDICATION				
Anxiolytic intake in the last few months				<0.0001
Yes	4429 (20.4)	2241 (20.3)	2188 (20.4)	
No	17,294 (79.6)	8773 (79.7)	8521 (79.6)	
Hypnotic intake in the last few months				<0.0001
Yes	4645 (21.4)	2671 (24.3)	1974 (18.4)	
No	17,078 (78.6)	8343 (75.7)	8735 (81.6)	
Daily medication intake				<0.0001
Yes (1 or more)	13,572 (62.5)	5400 (49.0)	8172 (76.3)	
No	8151 (37.5)	5614 (51.0)	2537 (23.7)	
Polymedication^b				<0.0001
Yes	3574 (16.5)	956 (8.7)	2618 (24.4)	
No	18,149 (83.5)	10,058 (91.3)	8091 (75.6)	
Proactive behavior^c				<0.0001
Yes	18,191 (83.7)	9450 (85.8)	8741 (81.6)	
No	3532 (16.3)	1564 (14.2)	1968 (18.4)	
Self-evaluation of its antibiotic needs and active request for it	16,242 (74.8)	8703 (79.0)	7539 (70.4)	
If medication intake, has already discussed it with physician/pharmacist on own initiative	4934 (22.7)	1712 (15.5)	3222 (30.1)	
If medication intake for sleep disorder, has already tried non-medication methods	2803 (12.9)	1511 (13.7)	1292 (12.1)	
If medication intake for anxiety, has already tried non-medication methods	3077 (14.2)	1859 (16.9)	1218 (11.4)	
VACCINATION				
Knowledge				<0.0001
Low	3388 (15.6)	1537 (14.0)	1851 (17.3)	
Moderate	11,228 (51.7)	5759 (52.3)	5469 (51.1)	
High	7107 (32.7)	3718 (33.8)	3389 (31.6)	
Useful to be vaccinated even against a disease that has disappeared	15,976 (73.5)	8696 (79.0)	7280 (68.0)	
Vaccination is better to develop its own immune defenses than to have the disease	15,342 (70.6)	7883 (71.6)	7459 (69.7)	
Vaccines are effective and useful	19,175 (88.3)	9680 (87.9)	9495 (88.7)	
Vaccines don't cause serious side effects	9770 (45.0)	4872 (44.2)	4898 (45.7)	

Table 2. Cont.

Variable	All (N = 21,723)	Workers (N = 11,014)	Retired (N = 10,709)	p-Value
Vaccinophobia				<0.0001
Yes	279 (1.3)	93 (0.8)	186 (1.7)	
No	21,444 (98.7)	10,921 (99.2)	10,523 (98.3)	
Not up to date with vaccinations	2798 (12.9)	1155 (10.5)	1643 (15.3)	
Not search for information about vaccine schedule, and/or composition of vaccines and/or current state of scientific knowledge about vaccines and/or recommended vaccines for foreign travel	15,928 (73.3)	7891 (71.6)	8307 (75.0)	
No intention to get vaccinated even if it is possible at the workplace and/or in a pharmacy	7024 (32.3)	3239 (29.4)	3785 (35.3)	
No intention to be vaccinated even if the cost is reduced and/or if the vaccine is free	8865 (40.8)	4305 (39.1)	4560 (42.6)	

The results are expressed as n (%). n: number of respondents, %: percentage. ^a Knowledge: Low (0 or 1 right answer), Moderate (2 or 3 right answers), High (4 right answers); ^b Polymedication: more than 3 medications by day; ^c Proactive: ((asks physician for antibiotics) OR (if taking meds, has already discussed it with physician/pharmacist on own initiative) OR (if med for better sleep, has already tried non-medication methods) OR (if medication for anxiety, has already tried non-medication methods)). In bold, head of variables categories.

Regarding antibiotics, 31.4% of working people (3456) versus 17.9% of retired (1918) had a high level of knowledge. The main part of respondents (73.90% of workers (8143) and 68.90% of retired (7378)) knew that antibiotics were ineffective against viruses. The question with the most incorrect responses was that antibiotics, in general, do not lead to faster healing (43.3% of workers (4766) and 28.70% of retired (3076)). The majority of workers (6747, 61.3%) and retired (7685, 71.8%) had good use of antibiotics.

Among retired, 20.4% took anxiolytics in the last few months (2188), 18.4% took hypnotics in the last few months (1974), 76.3% took medication daily (8172) and 24.4% were polymedicated (more than 3 medications per day) (2618), while among workers, 20.3% took anxiolytics in the last few months (2241), 18.4% took hypnotics in the last few months (1974), 49.0% took medication daily (5400) and 8.7% were polymedicated (956). A majority of workers (9450, 85.8%) and retired (8741, 81.6%) were described as proactive. They actively self-evaluated their antibiotic needs and demanded them (79.0% of workers (8703) and 70.4% of retired (70.4%)).

Concerning vaccination, 33.8% of workers (3718) and 31.6% of retired (3389) had a high level of knowledge. The question with the most incorrect answers concerned the fact that vaccines cause side effects. More than half of the respondents, whether they were working or retired, were convinced of this. There were few vaccinophobics among workers (93, 0.8%) and retired (186, 1.7%). Among respondents, 10.5% of workers (1155) and 15.3% of retired (1643) declared not to be updated with vaccination. More than half of the workers (7891, 71.6%) and retired (8307, 75.0%) stated that they were not interested in having information about the vaccine schedule and/or the composition of vaccines and/or the current state of scientific knowledge about vaccines and/or the recommended vaccines for foreign travel. Even if vaccination was possible at the workplace and/or in a pharmacy, workers (3239, 29.4%) and retired (3785, 35.3%) would not change their intention to get vaccinated. The reduction in the cost or the free vaccine would not change the intention of workers (4305, 39.1%) as retired (4560, 42.6%) to get vaccinated.

3.5. Determinants of Risky Behaviors and Practices with Public Service Population in France

3.5.1. Determinants of the Polymedication

The results of the binary logistic regressions performed to evaluate the determinants of the polymedication are presented in Figure 3. Polymedication was associated with higher proportions of females, over 40 years old (OR = 1.54 (0.76–3.58)), having at least one chronic disease (OR = 7.17 (6.58–7.82); $p < 0.001$), proactive (OR = 1.46 (1.31–1.64); $p < 0.001$), confident in the pharmacist for vaccination (OR = 1.59 (1.04–2.42); $p = 0.031$), using daily

hypnotic (OR = 2.11 (1.81–2.46); $p < 0.001$) or anxiolytic (OR = 3.06 (2.66–3.51); $p < 0.001$) treatment. Those with a level of education equal to or higher than a “Baccalaureate” degree (OR = 0.78 (0.71–0.86); $p < 0.001$), having at least one child at home (OR = 0.77 (0.66–0.90); $p < 0.001$), having a high level of antibiotic knowledge (OR = 0.81 (0.70–0.93); $p = 0.003$) were less polymedicated.

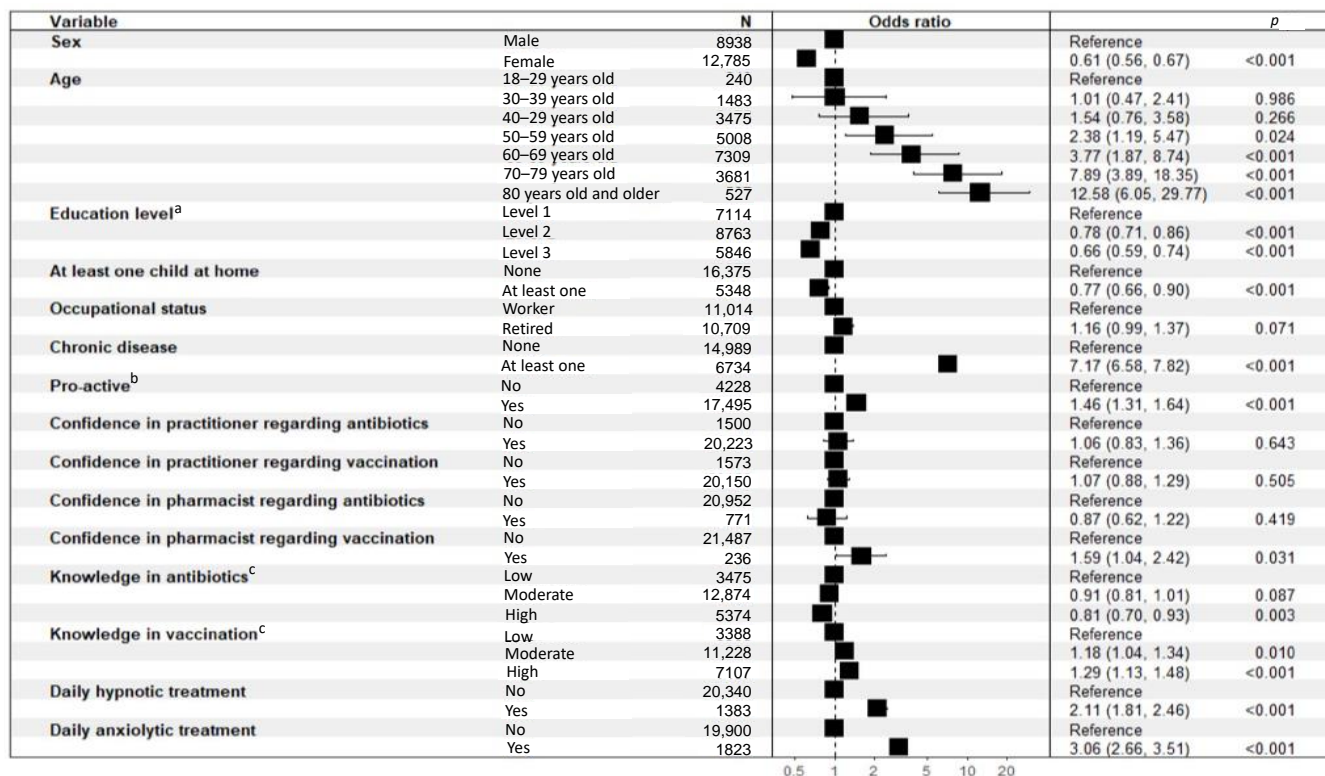


Figure 3. Binary logistic regressions performed to evaluate the determinants of polymedication. ^a Level 1: Level of education below “Baccalaureate” (French high school diploma) degree, Level 2: Level of education greater than or equal to “Baccalaureate” degree and less than or equal to “Baccalaureate” degree plus 2 years, Level 3: Level of study higher than “Baccalaureate” degree plus 2 years; ^b Proactive: ((asks physician for antibiotics) OR (if taking meds, has already discussed it with physician/pharmacist on own initiative) OR (if med for better sleep, has already tried non-medication methods) OR (if medication for anxiety, has already tried non-medication methods)), ^c Low: 0 or 1 right answer, Moderate: 2 or 3 right answers, High: 4 right answers.

3.5.2. Determinants of the Daily Use of Anxiolytic or Hypnotic Treatments

The results of the binary logistic regressions performed to evaluate the determinants of anxiolytic or hypnotic treatments are presented in Figure 4. Female (OR = 1.89 (1.72–2.09); $p < 0.001$), over 30 years old (OR > 2.14 (1.15–4.45); $p \leq 0.026$), having at least one chronic disease (OR = 1.67 (1.51–1.84); $p < 0.001$), polymedicated (OR = 3.73 (3.34–4.17); $p < 0.001$) used more daily anxiolytic or hypnotic treatments. People with a level of study equal or superior to the “Baccalaureate” degree plus 2 years (OR = 0.82 (0.72–0.93); $p = 0.002$), having at least one child at home (OR = 0.86 (0.75–0.97); $p = 0.017$), retired (OR = 0.68 (0.57–0.80); $p < 0.001$) used less daily anxiolytic or hypnotic treatments.

Variable		N	Odds ratio		p
Sex	Male	8938	■	Reference	
	Female	12,785	■	1.88 (1.71, 2.07)	<0.001
Age cut-off 60 years old^a	60–	10,206	■	Reference	
	60+	11,517	■	1.01 (0.85, 1.19)	0.918
Education level^b	Level 1	7114	■	Reference	
	Level 2	8763	■	0.94 (0.84, 1.04)	0.235
	Level 3	5846	■	0.82 (0.72, 0.93)	0.002
At least one child at home	None	16,375	■	Reference	
	At least one	5348	■	0.86 (0.76, 0.97)	0.017
Occupational status	Worker	11,014	■	Reference	
	Retired	10,709	■	0.68 (0.57, 0.80)	<0.001
Chronic disease	None	14,989	■	Reference	
	At least one	6734	■	1.68 (1.52, 1.85)	<0.001
Pro-active^c	No	4228	■	Reference	
	Yes	17,495	■	0.95 (0.84, 1.06)	0.331
Confidence in practitioner regarding antibiotics	No	1500	■	Reference	
	Yes	20,223	■	1.01 (0.79, 1.32)	0.913
Confidence in practitioner regarding vaccination	No	1573	■	Reference	
	Yes	20,150	■	0.87 (0.72, 1.05)	0.141
Confidence in pharmacist regarding antibiotics	No	20,952	■	Reference	
	Yes	771	■	1.11 (0.79, 1.57)	0.539
Confidence in pharmacist regarding vaccination	No	21,487	■	Reference	
	Yes	236	■	0.82 (0.51, 1.28)	0.398
Knowledge in antibiotics^d	Low	3475	■	Reference	
	Moderate	12,874	■	1.01 (0.89, 1.15)	0.853
	High	5374	■	0.97 (0.84, 1.12)	0.679
Knowledge in vaccination^d	Low	3388	■	Reference	
	Moderate	11,228	■	0.91 (0.81, 1.04)	0.164
	High	7107	■	0.91 (0.79, 1.05)	0.187
Polymedication	No	18,149	■	Reference	
	Yes	3574	■	3.77 (3.38, 4.20)	<0.001

Figure 4. Binary logistic regressions performed to evaluate the determinants of daily anxiolytic or hypnotic treatments. ^a The age cut-off was determined at 60 years old to have homogenous age range; ^b Level 1: Level of education below “Baccalaureate” (French high school diploma) degree, Level 2: Level of education greater than or equal to “Baccalaureate” degree and less than or equal to “Baccalaureate” degree plus 2 years, Level 3: Level of study higher than “Baccalaureate” degree plus 2 years; ^c Proactive: ((asks physician for antibiotics) OR (if taking meds, has already discussed it with physician/pharmacist on own initiative) OR (if med for better sleep, has already tried non-medication methods) OR (if medication for anxiety, has already tried non-medication methods)), ^d Low: 0 or 1 right answer, Moderate: 2 or 3 right answers, High: 4 right answers.

3.5.3. Determinants of the Misuse of Antibiotics

The results of the binary logistic regressions performed to evaluate the determinants of the misuse of antibiotics are presented in Figure 5. Respondents over 40 years old (OR = 0.43 (0.33–0.56); $p < 0.001$), retired (OR = 0.8 (0.71–0.91); $p = 0.001$), proactive (OR = 0.75 (0.69–0.81); $p < 0.001$), confident in practitioner about antibiotics (OR = 0.67 (0.57–0.79); $p < 0.001$), and having high level of knowledge about antibiotics (OR = 0.62 (0.56–0.69); $p < 0.001$), practiced less antibiotic misuse. Respondents with at least one child at home practiced more antibiotic misuse (OR = 1.11 (1.02–1.21); $p = 0.015$).

3.5.4. Determinants of Vaccinophobia

The results of the binary logistic regressions performed to evaluate the determinants of vaccinophobia are presented in Figure 6. Females (OR = 1.30 (1.00–1.70); $p = 0.05$), retired (OR = 1.54 (0.96–2.53); $p = 0.08$), having a high level of knowledge in antibiotics (OR = 1.61 (1.10–2.39); $p = 0.02$) were more vaccinophobic. Proactive respondents (OR = 0.07 (0.05–0.09); $p < 0.001$), having a moderate level (OR = 0.30 (0.23–0.39); $p < 0.001$) or high level (OR = 0.18 (0.12–0.26); $p < 0.001$) of knowledge in vaccination were less vaccinophobic. The confidence in practitioner (OR = 0.75 (0.50–1.16); $p = 0.19$) or pharmacist (OR = 0.39

(0.06–1.38); $p = 0.21$) concerning vaccination presented a dispersion of variables and were not significantly associated with less vaccinophobia.

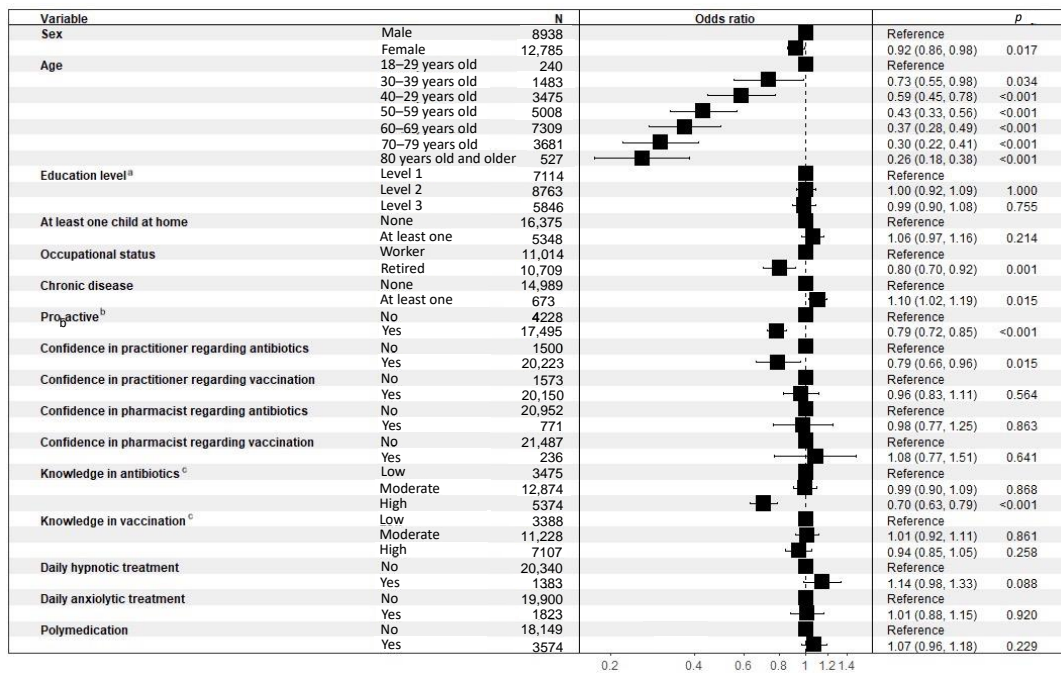


Figure 5. Binary logistic regressions performed to evaluate the determinants of the misuse of antibiotics. ^a Level 1: Level of education below “Baccalaureate” (French high school diploma) degree, Level 2: Level of education greater than or equal to “Baccalaureate” degree and less than or equal to “Baccalaureate” degree plus 2 years, Level 3: Level of study higher than “Baccalaureate” degree plus 2 years; ^b Proactive: ((asks physician for antibiotics) OR (if taking meds, has already discussed it with physician/pharmacist on own initiative) OR (if med for better sleep, has already tried non-medication methods) OR (if medication for anxiety, has already tried non-medication methods)), ^c Low: 0 or 1 right answer, Moderate: 2 or 3 right answers, High: 4 right answers.

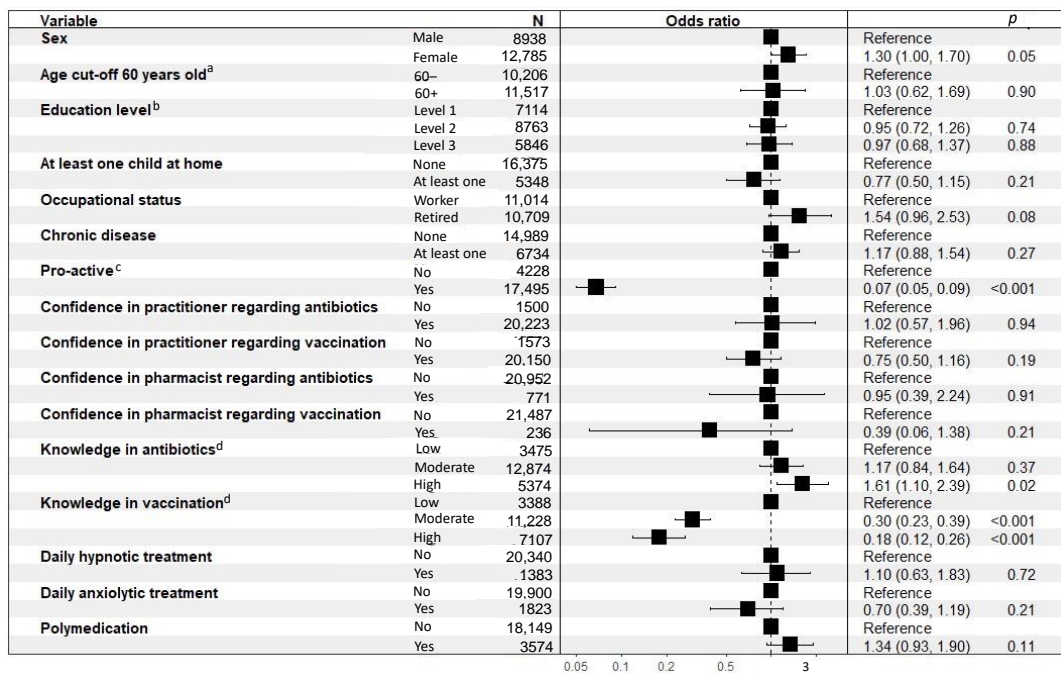


Figure 6. Binary logistic regressions performed to evaluate the determinants of vaccinophobia. ^a The

age cut-off was determined at 60 years old to have homogenous age range; ^b Level 1: Level of education below “Baccalaureate” (French high school diploma) degree, Level 2: Level of education greater than or equal to “Baccalaureate” degree and less than or equal to “Baccalaureate” degree plus 2 years, Level 3: Level of study higher than “Baccalaureate” degree plus 2 years; ^c Proactive: ((asks physician for antibiotics) OR (if taking meds, has already discussed it with physician/pharmacist on own initiative) OR (if med for better sleep, has already tried non-medication methods) OR (if medication for anxiety, has already tried non-medication methods)), ^d Low: 0 or 1 right answer, Moderate: 2 or 3 right answers, High: 4 right answers.

4. Discussion

To the best of our knowledge, this is the first study analyzing KAP related to medication, antibiotics, and vaccination among the public service population. Understanding the barriers to reducing the consumption of anxiolytics and hypnotics, decreasing polymedication, promoting adequate antibiotic use and minor vaccination hesitancy is a prerequisite for implementing efficient preventive actions. To meet this challenge, this study proposed an original design because complex variables were created a posteriori, based on the association of attitudes, collected in different questions. Thus, to analyze behavior towards antibiotics and polymedication, antibiotic misuse and proactivity were studied, while behaviors linked to vaccination were analyzed through vaccinophobia.

4.1. Key Points Concerning the Population

This study on a targeted population has several strengths. First, a wide proportion of the adult population was included because the age ranged from 18 to 80 years of and above (from the legal working age to death (taking into account retirees)). Secondly, the public service population represents the main part of socioprofessional category with a wide variety of public occupations (clerks, customs officers, librarians, police officers, state architects, magistrates, port officers, prison staff, etc.). Thirdly, the sample studied was representative of the territorial repartition. Fourth, the population studied included a large proportion of elderly people, at risk of illness, or already suffering from chronic diseases that are associated with increased use of healthcare services. Fourth, the response rate of the final sample was consistent with that observed for the e-mail surveys and the size of the sample studied allows logistic regressions to be performed. Confidence intervals are restricted, which attests to a sufficient sample size and a factor of relevance to the results.

Compared with other populations, the public service population was particularly specific because several socio-demographic variables, usually known to impact KAP demonstrated no significant effect in our study. Sex, education level, marital status and the fact of suffering from a chronic disease that have been identified as determinants in other studies [32–35] did not statistically modify the KAP in this public service population. However, the occupational status, which is mainly linked to age but not only, allowed for the dichotomization of the sample respondents between workers and retired. Thus, the study tried to determine if occupational status could be considered a determinant of KAP related to medication, antibiotics, and vaccination.

According to the multivariate analysis, workers had different KAP than retired, without shared determinants in the three health domains studied (polymedication, antibiotics and vaccination). Thus, these themes should be studied independently. Anxiolytic and hypnotic treatments were associated with a higher risk of polymedication, growing with age and not associated with chronic disease status. This provides larger data than classically studies focusing on anxiolytic-hypnotic polypharmacy [36–38].

4.2. Key Points Concerning the Anxiolytics and Hypnotics

Hypnotic and anxiolytic consumption must be controlled because these drugs can lead to undesirable effects as well as health consequences and costs. First, it has been shown that the use of psychotropic drugs in the workplace can reduce performance and cause accidents [39]. Second, these drugs are highly involved in voluntary self-poisoning [40].

Due to the fact that workplace suicide has become an urgent social concern internationally with rising numbers of employees choosing to kill themselves in the face of extreme pressures at work. In France, suicides have affected a wide range of public companies (telecommunications giant as *France Télécom*, French postal services, electricity and gas suppliers, police forces and research centers) [41]. It has been shown that working conditions play a role in psychotropic drug use [42–46], even if the fatal outcome is not systematic. Particularly, in the French working population, several occupational factors, including a large set of psychosocial work factors were identified such as psychological demands, low social support and hiding emotions were associated with psychotropic drug use [47].

Considering the main results of this study, the use of psychotropic drugs (anxiolytics (20.4%) and hypnotics (21.4%)) by the public service population was similar to that of the general French population (19.4%) [48]. Classical risk factors of psychotropic consumption such as female gender and older age were identified, as in previous studies [47,48]. The relevance of selected prevention relative to these concerns in comparison to a classical approach is not obvious.

4.3. Key Points Concerning the Polymedication

Regarding polymedication, a study based on data from 17 European countries and Israel reported that the prevalence of polymedication in adults aged 65 years ranged from 26.3 to 39.9% [49]. In our study, the results were similar as 24.4% of retired people were polymedicated. Polymedication leads to an increased risk of adverse events and drug interactions [50]. In addition, polymedication was associated with an increased risk of medication misuse, longer hospitalization and mortality [23,50]. It was demonstrated that a better understanding of patients' perceptions of their medications could help reduce the burden of polymedication. Patients' beliefs and attitudes towards medications impacted the propensity to accept deprescription. The first International Group for Reducing Inappropriate Medication Use and Polypharmacy proposed 10 actions to prevent polymedication [51]. The authors propose a return to the original concept of evidence-based medicine that incorporated patient preference, context, clinical judgment, and scientific data. A study of Swiss elderly patients concluded that 97% of patients with polymedication were satisfied with their medications, but 16% felt that their medications were a burden [52]. A previous study conducted in France concluded that over 50% of adults living in the Paris metropolitan area were self-medicated in the past four weeks [53]. In our study, 83.7% of respondents were proactive. The majority of respondents (79.0% of workers (8703) and 70.4% of retired (70.4%)) actively self-evaluated their antibiotic needs and demanded them. Special attention must be provided to these individuals. In order to improve their knowledge and behavior with regard to medication, targeted prevention, education and health promotion actions must be implemented as the first International Group for Reducing Inappropriate Medication Use and Polypharmacy proposed [51]. For them, a reconceptualization of the medical care framework is necessary to better serve patients with multimorbidity, which involves changes in medical education, quality measures, and policy.

4.4. Key Points Concerning the Antibiotics

According to Eurobarometer data, 39% of French took antibiotics at least once in 2016 [54]. Public knowledge, attitudes, and beliefs about antibiotics were strong determinants of antibiotic misuse [55]. The main part of the French general population (84%) knew that the unnecessary use of antibiotics makes them become ineffective. However, their knowledge about antibiotics needs to be improved as 41% did not know that antibiotics were ineffective against viruses, and 33% did not know that antibiotics had no effect against colds and influenza [54]. In our study, the level of knowledge of the public service population studied was higher than the general French population because 71.5% of the respondents (73.9% of workers and 68.9% of retired) knew that antibiotics were ineffective against viruses and 91.4% (92.9% of workers and 89.8% of retired) knew that unnecessary use of antibiotics makes them become ineffective. Despite this high level of knowledge

about antibiotics, 28% of respondents misuse them. They took non-prescribed antibiotics for himself or for his children or for his relatives (21%) or stopped taking antibiotics before the end of the prescription (12.1%). The practice of self-medication was facilitated by leftover antibiotics from previous prescriptions when the patient has not complied with the treatment or the number of antibiotics prescribed had exceeded the duration of the treatment [3]. According to Eurobarometer, 2 percent of Europeans used antibiotics left over from previous courses [54]. In the United Kingdom, a survey of 6983 households showed that 19% of respondents had a remaining prescription. Prescriptions older than six days accounted for 61% of remaining medications, while prescriptions less than three days old accounted for 6% of remaining medications [56].

This study provided expected results regarding antibiotic misuse. Respondents over 40 years old or retired, proactive, confident in practitioner about antibiotics, and having a high level of knowledge about antibiotics, practiced less antibiotic misuse. These results are in agreement with those of Guo et al. (2022) who observed that adults over 50 years old with poor knowledge of antibiotic use had a 3× increased odds of inappropriate antibiotic use in adults aged ≥ 50 years [55].

Moreover, as misuse of antibiotics is the first driver of antibiotic resistance [57], it appears necessary to raise public awareness about antibiotic resistance and the correct use of antibiotics. Public awareness must be accompanied by emotional or material incentives, a supportive social structure, and a strong regulatory environment in order to achieve real behavioral change [57]. In 2015, the WHO published a global action plan on antibiotic resistance and advised member states to implement their own action plan [58]. The main objective in 2015 was to improve awareness and understanding of antimicrobial resistance through effective communication, education and training. To improve the impact of such global plans, healthcare professionals can help prevent the development of antibiotic resistance [59] by (i) adopting antibiotic stewardship programs, (ii) improving diagnosis, monitoring, and prescribing practices, and (iii) optimizing treatment regimens and preventing the transmission of infections [60]. Policies, initiatives, and investments in new agents also have a role to play [60]. In addition, patients in healthcare facilities are at increased risk of infection with common pathogens, which are a factor in antibiotic resistance. To avoid this, infection prevention and control measures must be implemented in healthcare facilities and the broader community to reduce the spread of pathogens, particularly resistant agents. One tool is vaccination, which can act directly and indirectly to reduce the prevalence of the resistant pathogen and the use of antibiotics [61]. Another is good hand hygiene practice that is essential to fight against nosocomial infection [59].

4.5. Key Points Concerning the Vaccinophobia

As shown in the multivariate analysis, the proportions of females and retired respondents, having a high level of knowledge of antibiotics, were more vaccinophobic compared with others. On the contrary, proportions of proactive respondents, having a moderate level or high level of knowledge of vaccination were less vaccinophobic than others. Only 0.8% of public service workers and 1.7% of retired were defined as vaccinophobics. Thus, these results suggest that vaccination awareness and prevention activities should not be a priority for public service workers and retired. However, these results date from before the COVID-19 health crisis and should be taken with caution. Vaccinophobia is a public health issue that re-emerged in 2019. An online study conducted in France qualified 35% of respondents as “COVID-19 vaccine hesitant” [62]. COVID-19 anxiety and health-related fears were linked to higher vaccine acceptance, whereas fear of social and economic impact indicated the reverse direction [63]. Health literacy should be considered to decrease vaccinophobia [64]. Greater scores in health literacy and detection of fake news were associated with the intention to get vaccinated [65].

4.6. Key Points Concerning Confidence in Trusting Information Source

In our study, the respondents had to classify in decreasing order the most trustworthy carriers of information related to antibiotics and vaccination. In the first row, there was a general practitioner/pediatrician (93.1%) for antibiotic information and (92.8%) for vaccination information. In the second row, there was a pharmacist (3.5%) for antibiotic information and a public authority website (2.5%) for vaccination information. In the third row, there was a public authority website (1.5%) for antibiotic information and a pharmacist (1.5%) for vaccination information. These results were concordant with the results of the Eurobarometer (2016) that permitted multiple choices [54]. Regarding finding information about antibiotics, respondents saw medical professionals as the most trustworthy carriers of information. Doctors were identified by 84% of respondents as an important source of information, while 37% would use a pharmacy to obtain trustworthy information, 19% would obtain information from a hospital, and 15% would visit an official health-related website. In terms of looking for information on vaccination, it is interesting to have this data from 2018, shortly before the COVID-19 crisis. They may be able to better understand the evolution of vaccine information management and the acceptance process for the delegation of health tasks. For example, in France, pharmacists played a central role in the fight against COVID-19, their functions having been expanded because they participated in the detection of the disease, but also by dispensing the act of vaccination.

4.7. Limitations

This study has several limitations. First of all, this study is an ancillary study, the sample size was not determined preliminarily. However, the sample size matches the quality criteria for survey research and reports [66]. Second, in this “French mutual insurees” centered study, the respondents corresponded to a very specific population, in a specific health system regarding health costs management. Thus, despite territorial representativity, the results and conclusions cannot be generalized to a large population without precautions. Third, a selection bias exists because only those who registered on the public insurance website [31] and agreed to be contacted via their personal email address on this channel were contacted to participate in this study. It is, therefore, possible that these people had the facilities to use the internet and can therefore access information more easily. Fourth, the results were based on self-reported data. We were not able to cross-reference the questionnaire responses with actual practices of antibiotic use, medication, and vaccination. Social desirability bias may also have impacted the credibility of our results. Fifth, the survey was not designed to analyze the impact of professional categorization and geographical repartition. Sixth, awareness of the public health impact of antibiotic resistance and the level of understanding of antibiotics were only analyzed indirectly by studying the misuse of antibiotics [57]. Thus, given the lack of publications on the very specific population of French public agents, this study provides a better understanding, but further studies are needed with a specific design.

5. Conclusions

The analysis of KAP related to medications, antibiotics and vaccination among the public service population revealed a dichotomization of respondents according to their professional status. Public service workers have different KAP than retired, without shared determinants in the 3 health domains studied. Nevertheless, public service workers and retired shared major common characteristics. They were highly exposed to polymedication, and hypnotic overtake, and one-third of them misuse antibiotics despite a good level of knowledge. There did not seem to be any concern for vaccinophobia before the COVID-19 crisis. Thus, selective and indicated prevention approaches should be implemented. Actions related to antibiotics and polymedication should be a priority, before vaccination. In this study, the main part of respondents were proactive individuals, using multiple sources of trustworthy information, and appeared to be ready for the delegation of health tasks. Mutual organizations should be involved as relevant actors. Studying their insurees longi-

tuinally could be interesting to highlight the impact of selective prevention on behaviors, through trusted health professionals (general practitioners, pharmacists . . .).

Supplementary Materials: The following supporting information can be downloaded at: <https://www.mdpi.com/article/10.3390/ijerph192114044/s1>, Section S1: Checklist for Reporting Of Survey Studies (CROSS); Section S2: Questionnaire on knowledge and practices concerning antibiotics, medication and vaccination; Section S3. Multiple Correspondence Analysis (MCA) results; Section S4. Repartition of the respondents according to age; Section S5. Knowledge, attitudes and practices related to polymedication, antibiotics, and vaccination among public service workers and retired.

Author Contributions: Conceptualization, V.-E.L., F.C., B.d.S.d.V. and L.F.; methodology, V.-E.L., M.L. and L.F.; formal analysis, L.F.; investigation, V.-E.L., F.C., B.d.S.d.V. and L.F.; resources, C.D.; data curation, M.L.; writing—original draft preparation, V.-E.L., F.C., B.d.S.d.V. and L.F.; writing—review and editing, V.-E.L., F.C., B.d.S.d.V., M.L., G.M., L.F. and C.D.; visualization, L.F.; supervision, G.M. and C.D.; project administration, C.D.; funding acquisition, C.D. All authors have read and agreed to the published version of the manuscript.

Funding: This research received no external funding.

Institutional Review Board Statement: The study was conducted in accordance with the Declaration of Helsinki, and approved by the Ethics Committee of the University Hospital Center of Rouen (protocol code E2022-38 and date of approval 22 August 2022).

Informed Consent Statement: Informed consent was obtained from all subjects involved in the study.

Data Availability Statement: Data are available on request to the corresponding author.

Acknowledgments: We would like to thank all the participants that answered to the questionnaire. We also would like to thank UROPS, a French player in preventive healthcare as manager of the Public Service's compulsory health insurance scheme. UROPS, promoter of the initial survey and holder of the data, gave the authors permission to use the data. More particularly, we would like to thank Caroline Lefevre, Marina Molin Orru, Adeline Stawinski, José de Freitas, Louis Melman et David Ollivier-Lannuzel.

Conflicts of Interest: The authors declare no conflict of interest.

References

1. Sengupta, S.; Chattopadhyay, M.K.; Grossart, H.-P. The Multifaceted Roles of Antibiotics and Antibiotic Resistance in Nature. *Front. Microbiol.* **2013**, *4*, 47. [[CrossRef](#)] [[PubMed](#)]
2. Machowska, A.; Stålsby Lundborg, C. Drivers of Irrational Use of Antibiotics in Europe. *Int. J. Environ. Res. Public Health* **2018**, *16*, 27. [[CrossRef](#)] [[PubMed](#)]
3. Etzioni-Friedman, T.; Etzioni, A. Adherence to Immunization: Rebuttal of Vaccine Hesitancy. *Acta Haematol.* **2021**, *144*, 413–417. [[CrossRef](#)] [[PubMed](#)]
4. Crimmins, E.M. Lifespan and Healthspan: Past, Present, and Promise. *Gerontologist* **2015**, *55*, 901–911. [[CrossRef](#)]
5. Sharma, M.; Loh, K.P.; Nightingale, G.; Mohile, S.G.; Holmes, H.M. Polypharmacy and Potentially Inappropriate Medication Use in Geriatric Oncology. *J. Geriatr. Oncol.* **2016**, *7*, 346–353. [[CrossRef](#)]
6. Aljeaidi, M.S.; Haaksma, M.L.; Tan, E.C.K. Polypharmacy and Trajectories of Health-Related Quality of Life in Older Adults: An Australian Cohort Study. *Qual. Life Res.* **2022**, *31*, 2663–2671. [[CrossRef](#)]
7. Van Wilder, L.; Devleeschauwer, B.; Clays, E.; Pype, P.; Vandepitte, S.; De Smedt, D. Polypharmacy and Health-Related Quality of Life/Psychological Distress Among Patients With Chronic Disease. *Prev. Chronic Dis.* **2022**, *19*, E50. [[CrossRef](#)]
8. Fröhlich, S.E.; Zaccolo, A.V.; da Silva, S.L.C.; Mengue, S.S. Association between Drug Prescribing and Quality of Life in Primary Care. *Pharm. World Sci.* **2010**, *32*, 744–751. [[CrossRef](#)]
9. Poole, K.; George, R.; Decraene, V.; Shankar, K.; Cawthorne, J.; Savage, N.; Welfare, W.; Dodgson, A. Active Case Finding for Carbapenemase-Producing Enterobacteriaceae in a Teaching Hospital: Prevalence and Risk Factors for Colonization. *J. Hosp. Infect.* **2016**, *94*, 125–129. [[CrossRef](#)]
10. Lee, J.-H. Perspectives towards Antibiotic Resistance: From Molecules to Population. *J. Microbiol.* **2019**, *57*, 181–184. [[CrossRef](#)]
11. O'Neill, J. AMR Review Paper-Tackling a Crisis for the Health and Wealth of Nations. *AMR Rev. Pap.* **2014**, *1*, 2–14.
12. Evans, L.; Rhodes, A.; Alhazzani, W.; Antonelli, M.; Coopersmith, C.M.; French, C.; Machado, F.R.; McIntyre, L.; Ostermann, M.; Prescott, H.C.; et al. Surviving Sepsis Campaign: International Guidelines for Management of Sepsis and Septic Shock 2021. *Intensive Care Med.* **2021**, *47*, 1181–1247. [[CrossRef](#)] [[PubMed](#)]

13. Shaghghi, A.; Asadi, M.; Allahverdipour, H. Predictors of Self-Medication Behavior: A Systematic Review. *Iran. J. Public Health* **2014**, *43*, 136–146. [PubMed]
14. Katsuki, M.; Yamagishi, C.; Matsumori, Y.; Koh, A.; Kawamura, S.; Kashiwagi, K.; Kito, T.; Entani, A.; Yamamoto, T.; Ikeda, T.; et al. Questionnaire-Based Survey on the Prevalence of Medication-Overuse Headache in Japanese One City-Itoigawa Study. *Neurol. Sci.* **2022**, *43*, 3811–3822. [CrossRef]
15. Sabuncu, E.; David, J.; Bernède-Bauduin, C.; Pépin, S.; Leroy, M.; Boëlle, P.-Y.; Watier, L.; Guillemot, D. Significant Reduction of Antibiotic Use in the Community after a Nationwide Campaign in France, 2002–2007. *PLoS Med.* **2009**, *6*, e1000084. [CrossRef] [PubMed]
16. Giry, M.; Pulcini, C.; Rabaud, C.; Boivin, J.M.; Mauffrey, V.; Birgé, J. Acceptability of Antibiotic Stewardship Measures in Primary Care. *Med. Mal. Infect.* **2016**, *46*, 276–284. [CrossRef] [PubMed]
17. Rosman, S.; Le Vaillant, M.; Pelletier-Fleury, N. Gaining Insight into Benzodiazepine Prescribing in General Practice in France: A Data-Based Study. *BMC Fam. Pract.* **2011**, *12*, 28. [CrossRef] [PubMed]
18. Martinez-Cengotitabengoa, M.; Diaz-Gutierrez, M.J.; Besga, A.; Bermúdez-Ampudia, C.; López, P.; Rondon, M.B.; Stewart, D.E.; Perez, P.; Gutierrez, M.; Gonzalez-Pinto, A. Benzodiazepine Prescriptions and Falls in Older Men and Women. *Rev. Psiquiatr. Salud Ment. (Engl. Ed.)* **2018**, *11*, 12–18. [CrossRef]
19. Schuster, M.; Duclos, P. WHO Recommendations Regarding Vaccine Hesitancy. *Vaccine* **2015**, *33*, 4155–4218.
20. Hudson, A.; Montelpare, W.J. Predictors of Vaccine Hesitancy: Implications for COVID-19 Public Health Messaging. *Int. J. Environ. Res. Public Health* **2021**, *18*, 8054. [CrossRef]
21. Geneau, R. Editorial—Pulling Health Promotion and Chronic Disease Prevention from the Margins of the Global Public Health Agenda—Again. *Health Promot. Chronic Dis. Prev. Can.* **2021**, *41*, 71–72. [CrossRef] [PubMed]
22. Antimicrobial Consumption Database (ESAC-Net). Available online: <https://www.ecdc.europa.eu/en/antimicrobial-consumption/surveillance-and-disease-data/database> (accessed on 30 September 2022).
23. Herr, M.; Grondin, H.; Sanchez, S.; Armaingaud, D.; Blochet, C.; Vial, A.; Denormandie, P.; Ankri, J. Polypharmacy and Potentially Inappropriate Medications: A Cross-Sectional Analysis among 451 Nursing Homes in France. *Eur. J. Clin. Pharmacol.* **2017**, *73*, 601–608. [CrossRef] [PubMed]
24. L'état de Santé de la Population en France-Rapport 2017 | Direction de la Recherche, des Études, de l'évaluation et des Statistiques. Available online: <https://drees.solidarites-sante.gouv.fr/publications-documents-de-reference/rapports/letat-de-sante-de-la-population-en-france-rapport-2017> (accessed on 30 September 2022).
25. Gordon, R.S. An Operational Classification of Disease Prevention. *Public Health Rep.* **1983**, *98*, 107–109.
26. Mittelmark, M.; Sagy, S.; Eriksson, M.; Bauer, G.; Pelikan, J.; Lindström, B.; Espnes, G. *The Handbook of Salutogenesis*; Springer: Cham, Switzerland, 2022.
27. Bezes, P.; Jeannot, G. The Development and Current Features of the French Civil Service System. In *Civil Service Systems in Western Europe*, 2nd ed.; Edward Elgar Publishing: Cheltenham, UK, 2011; pp. 185–215.
28. De Montchalin, A. Plan Santé au Travail Dans la Fonction Publique. Available online: https://www.fonction-publique.gouv.fr/files/files/publications/hors_collections/Plan_Sante_Travail_FP_2022_2025.pdf (accessed on 6 October 2022).
29. Sharma, A.; Minh Duc, N.T.; Luu Lam Thang, T.; Nam, N.H.; Ng, S.J.; Abbas, K.S.; Huy, N.T.; Marušić, A.; Paul, C.L.; Kwok, J.; et al. A Consensus-Based Checklist for Reporting of Survey Studies (CROSS). *J. Gen. Intern. Med.* **2021**, *36*, 3179–3187. [CrossRef] [PubMed]
30. Loi N° 47-649 du 9 Avril 1947 Dite Morice Portant Ratification du Decret 462971 du 31-12-1946 Relatif a L'institution du Regime de Securite Sociale des Fonctionnaires Sous Reserve de L'art. 2 Dudit Decret Qui se Trouve Modifie-Légifrance. Available online: <https://www.legifrance.gouv.fr/jorf/id/JORFTEXT000000865022> (accessed on 6 October 2022).
31. Ameli, le Site de L'assurance Maladie en Ligne | Ameli.fr | Assuré. Available online: <https://www.ameli.fr/> (accessed on 6 October 2022).
32. Voidăzan, S.; Moldovan, G.; Voidăzan, L.; Zazgyva, A.; Moldovan, H. Knowledge, Attitudes and Practices Regarding the Use of Antibiotics. Study on the General Population of Mureș County, Romania. *Infect. Drug Resist.* **2019**, *12*, 3385–3396. [CrossRef]
33. Mazińska, B.; Strużycka, I.; Hryniewicz, W. Surveys of Public Knowledge and Attitudes with Regard to Antibiotics in Poland: Did the European Antibiotic Awareness Day Campaigns Change Attitudes? *PLoS ONE* **2017**, *12*, e0172146. [CrossRef]
34. De Godoi Rezende Costa Molino, C.; Chocano-Bedoya, P.O.; Sadlon, A.; Theiler, R.; Orav, J.E.; Vellas, B.; Rizzoli, R.; Kressig, R.W.; Kanis, J.A.; Guyonnet, S.; et al. Prevalence of Polypharmacy in Community-Dwelling Older Adults from Seven Centres in Five European Countries: A Cross-Sectional Study of DO-HEALTH. *BMJ Open* **2022**, *12*, e051881. [CrossRef]
35. Schönenberg, A.; Prell, T. Factors Influencing Self-Reported Medication Use in the Survey of Health Aging and Retirement in Europe (SHARE) Dataset. *Healthcare* **2021**, *9*, 1752. [CrossRef]
36. Huang, C.-Y.; Yang, S.-Y.; Mojtabei, R.; Lin, S.-K.; He, Y.-L.; Chong, M.-Y.; Ungvari, G.; Tan, C.-H.; Xiang, Y.-T.; Sartorius, N.; et al. Trends of Polypharmacy and Prescription Patterns of Antidepressants in Asia. *J. Clin. Psychopharmacol.* **2018**, *38*, 598–603. [CrossRef]
37. Sites, B.D.; Davis, M.; Herrick, M. Anxiolytic and Sedative Polypharmacy among US Opioid Users: A Cross-Sectional Study. *Reg. Anesth. Pain Med.* **2022**, *47*, 370–371. [CrossRef]
38. Wang, L.-J.; Chen, Y.-C.; Chen, C.-K.; Chou, W.-J.; Chou, M.-C. Trends in Anxiolytic-Hypnotic Use and Polypharmacy in Taiwan, 2002–2009: A Nationwide, Population-Based Survey. *Psychiatr. Serv.* **2014**, *65*, 208–214. [CrossRef] [PubMed]

39. Palmer, K.T.; D'Angelo, S.; Harris, E.C.; Linaker, C.; Coggon, D. The Role of Mental Health Problems and Common Psychotropic Drug Treatments in Accidental Injury at Work: A Case-Control Study. *Occup. Environ. Med.* **2014**, *71*, 308–312. [[CrossRef](#)] [[PubMed](#)]
40. Geulayov, G.; Ferrey, A.; Casey, D.; Wells, C.; Fuller, A.; Bankhead, C.; Gunnell, D.; Clements, C.; Kapur, N.; Ness, J.; et al. Relative Toxicity of Benzodiazepines and Hypnotics Commonly Used for Self-Poisoning: An Epidemiological Study of Fatal Toxicity and Case Fatality. *J. Psychopharmacol.* **2018**, *32*, 654–662. [[CrossRef](#)]
41. Waters, S. Suicide Voices: Testimonies of Trauma in the French Workplace. *Med. Humanit.* **2017**, *43*, 24–29. [[CrossRef](#)] [[PubMed](#)]
42. Bonde, J.P.E.; Munch-Hansen, T.; Wieclaw, J.; Westergaard-Nielsen, N.; Agerbo, E. Psychosocial Work Environment and Antidepressant Medication: A Prospective Cohort Study. *BMC Public Health* **2009**, *9*, 262. [[CrossRef](#)]
43. Lavigne, E.; Bourbonnais, R. Psychosocial Work Environment, Interpersonal Violence at Work and Psychotropic Drug Use among Correctional Officers. *Int. J. Law Psychiatry* **2010**, *33*, 122–129. [[CrossRef](#)] [[PubMed](#)]
44. Thielen, K.; Nygaard, E.; Rugulies, R.; Diderichsen, F. Job Stress and the Use of Antidepressant Medicine: A 3.5-Year Follow-up Study among Danish Employees. *Occup. Environ. Med.* **2011**, *68*, 205–210. [[CrossRef](#)] [[PubMed](#)]
45. Madsen, I.E.H.; Diderichsen, F.; Burr, H.; Rugulies, R. Person-Related Work and Incident Use of Antidepressants: Relations and Mediating Factors from the Danish Work Environment Cohort Study. *Scand. J. Work Environ. Health* **2010**, *36*, 435–444. [[CrossRef](#)]
46. Madsen, I.E.H.; Hanson, L.L.M.; Rugulies, R.; Theorell, T.; Burr, H.; Diderichsen, F.; Westerlund, H. Does Good Leadership Buffer Effects of High Emotional Demands at Work on Risk of Antidepressant Treatment? A Prospective Study from Two Nordic Countries. *Soc. Psychiatry Psychiatr. Epidemiol.* **2014**, *49*, 1209–1218. [[CrossRef](#)]
47. Lassalle, M.; Chastang, J.-F.; Niedhammer, I. Working Conditions and Psychotropic Drug Use: Cross-Sectional and Prospective Results from the French National SIP Study. *J. Psychiatr. Res.* **2015**, *63*, 50–57. [[CrossRef](#)]
48. Alonso, J.; Angermeyer, M.C.; Bernert, S.; Bruffaerts, R.; Brugha, T.S.; Bryson, H.; de Girolamo, G.; Graaf, R.; Demyttenaere, K.; Gasquet, I.; et al. Psychotropic Drug Utilization in Europe: Results from the European Study of the Epidemiology of Mental Disorders (ESEMeD) Project. *Acta Psychiatr. Scand.* **2004**, *109*, 55–64. [[CrossRef](#)] [[PubMed](#)]
49. Midão, L.; Giardini, A.; Menditto, E.; Kardas, P.; Costa, E. Polypharmacy Prevalence among Older Adults Based on the Survey of Health, Ageing and Retirement in Europe. *Arch. Gerontol. Geriatr.* **2018**, *78*, 213–220. [[CrossRef](#)] [[PubMed](#)]
50. Mehta, R.S.; Kochar, B.D.; Kennelty, K.; Ernst, M.E.; Chan, A.T. Emerging Approaches to Polypharmacy among Older Adults. *Nat. Aging* **2021**, *1*, 347–356. [[CrossRef](#)]
51. Mangin, D.; Bahat, G.; Golomb, B.A.; Mallery, L.H.; Moorhouse, P.; Onder, G.; Petrovic, M.; Garfinkel, D. International Group for Reducing Inappropriate Medication Use & Polypharmacy (IGRIMUP): Position Statement and 10 Recommendations for Action. *Drugs Aging* **2018**, *35*, 575–587. [[CrossRef](#)] [[PubMed](#)]
52. Rozsnyai, Z.; Jungo, K.T.; Reeve, E.; Poortvliet, R.K.E.; Rodondi, N.; Gussekloo, J.; Streit, S. What Do Older Adults with Multimorbidity and Polypharmacy Think about Deprescribing? The LESS Study—a Primary Care-Based Survey. *BMC Geriatr.* **2020**, *20*, 435. [[CrossRef](#)]
53. Vanhaesebrouck, A.; Vuillermoz, C.; Robert, S.; Parizot, I.; Chauvin, P. Who Self-Medicates? Results from Structural Equation Modeling in the Greater Paris Area, France. *PLoS ONE* **2018**, *13*, e0208632. [[CrossRef](#)] [[PubMed](#)]
54. European Commission, Directorate General for Health and Food Safety. TNS Political & Social. In *Antimicrobial Resistance: Summary*; Directorate General for Health and Food Safety: Brussels, Belgium, 2016.
55. Guo, H.; Hildon, Z.J.-L.; Lye, D.C.B.; Straughan, P.T.; Chow, A. The Associations between Poor Antibiotic and Antimicrobial Resistance Knowledge and Inappropriate Antibiotic Use in the General Population Are Modified by Age. *Antibiotics* **2021**, *11*, 47. [[CrossRef](#)] [[PubMed](#)]
56. McNulty, C.A.M.; Boyle, P.; Nichols, T.; Clappison, D.P.; Davey, P. Antimicrobial Drugs in the Home, United Kingdom. *Emerg. Infect. Dis.* **2006**, *12*, 1523–1526. [[CrossRef](#)] [[PubMed](#)]
57. Mathew, P.; Sivaraman, S.; Chandy, S. Communication Strategies for Improving Public Awareness on Appropriate Antibiotic Use: Bridging a Vital Gap for Action on Antibiotic Resistance. *J. Fam. Med. Prim. Care* **2019**, *8*, 1867–1871. [[CrossRef](#)]
58. World Health Organization. *Global Action Plan on Antimicrobial Resistance*; World Health Organization: Geneva, Switzerland, 2015; ISBN 978-92-4-150976-3.
59. Uchil, R.R.; Kohli, G.S.; Katekhaye, V.M.; Swami, O.C. Strategies to Combat Antimicrobial Resistance. *J. Clin. Diagn. Res.* **2014**, *8*, ME01. [[CrossRef](#)]
60. Ventola, C.L. The Antibiotic Resistance Crisis: Part 2: Management Strategies and New Agents. *Pharm. Ther.* **2015**, *40*, 344–352.
61. Micoli, F.; Bagnoli, F.; Rappuoli, R.; Serruto, D. The Role of Vaccines in Combatting Antimicrobial Resistance. *Nat. Rev. Microbiol.* **2021**, *19*, 287–302. [[CrossRef](#)] [[PubMed](#)]
62. Detoc, M.; Bruel, S.; Frappe, P.; Tardy, B.; Botelho-Nevers, E.; Gagneux-Brunon, A. Intention to Participate in a COVID-19 Vaccine Clinical Trial and to Get Vaccinated against COVID-19 in France during the Pandemic. *Vaccine* **2020**, *38*, 7002–7006. [[CrossRef](#)]
63. Bendau, A.; Plag, J.; Petzold, M.B.; Ströhle, A. COVID-19 Vaccine Hesitancy and Related Fears and Anxiety. *Int. Immunopharmacol.* **2021**, *97*, 107724. [[CrossRef](#)] [[PubMed](#)]
64. Paakkari, L.; Okan, O. COVID-19: Health Literacy Is an Underestimated Problem. *Lancet Public Health* **2020**, *5*, e249–e250. [[CrossRef](#)]

65. Montagni, I.; Ouazzani-Touhami, K.; Mebarki, A.; Texier, N.; Schück, S.; Tzourio, C.; CONFINS group. Acceptance of a COVID-19 Vaccine Is Associated with Ability to Detect Fake News and Health Literacy. *J. Public Health* **2021**, *43*, 695–702. [[CrossRef](#)] [[PubMed](#)]
66. Fincham, J.E. Response Rates and Responsiveness for Surveys, Standards, and the Journal. *Am. J. Pharm. Educ.* **2008**, *72*, 43. [[CrossRef](#)] [[PubMed](#)]