



HAL
open science

One-Pot, Solvent-Free Access to Unsymmetrical Ureas by Palladium-Catalysed Reductive Alkylation Using Molecular Hydrogen

Tharwat Mohy El Dine, Simon Chapron, Marie-Christine Duclos, Nicolas Duguet, Florence Popowycz, Marc Lemaire

► To cite this version:

Tharwat Mohy El Dine, Simon Chapron, Marie-Christine Duclos, Nicolas Duguet, Florence Popowycz, et al.. One-Pot, Solvent-Free Access to Unsymmetrical Ureas by Palladium-Catalysed Reductive Alkylation Using Molecular Hydrogen. *European Journal of Organic Chemistry*, 2013, 2013 (24), pp.5445-5454. <10.1002/ejoc.201300642>. <hal-03249259>

HAL Id: hal-03249259

<https://univ-lyon1.hal.science/hal-03249259v1>

Submitted on 4 Jun 2021

HAL is a multi-disciplinary open access archive for the deposit and dissemination of scientific research documents, whether they are published or not. The documents may come from teaching and research institutions in France or abroad, or from public or private research centers.

L'archive ouverte pluridisciplinaire HAL, est destinée au dépôt et à la diffusion de documents scientifiques de niveau recherche, publiés ou non, émanant des établissements d'enseignement et de recherche français ou étrangers, des laboratoires publics ou privés.



HAL Authorization

One-pot, solvent-free access to unsymmetrical ureas *via* palladium-catalyzed reductive alkylation using molecular hydrogen

Tharwat Mohy El Dine,^[a] Simon Chapron,^[a] Marie-Christine Duclos,^[a] Nicolas Duguet,^[a] Florence Popowycz^[b] and Marc Lemaire*^[a]


Keywords: Unsymmetrical disubstituted ureas / reductive alkylation / palladium / molecular hydrogen

Palladium-catalyzed reductive alkylation of monosubstituted ureas has been studied in the presence of aldehydes and molecular hydrogen as a clean reductant, giving unsymmetrical *N,N'*-disubstituted ureas with good to excellent isolated yields (60–93%) without the production of saline waste.

This reaction was incorporated to a one-pot, solvent-free sequence involving the alkylation of *in-situ* generated monosubstituted ureas from the corresponding amines.

[a] Equipe Catalyse, Synthèse et Environnement, Institut de Chimie et Biochimie Moléculaires et Supramoléculaires, UMR CNRS 5246, Université Claude Bernard-Lyon 1, Bâtiment Curien, 43 boulevard du 11 novembre 1918, 69622 Villeurbanne Cedex, France.
Fax: +33(0)-472-43-14-08
Tel: +33(0)-472-43-14-07
E-mail: marc.lemaire.chimie@univ-lyon1.fr

[b] Equipe Chimie Organique et Bioorganique, Institut de Chimie et Biochimie Moléculaires et Supramoléculaires, UMR-CNRS 5246, Institut National des Sciences Appliquées (INSA Lyon), Bâtiment Jules Verne, 20 avenue Albert Einstein, 69621 Villeurbanne Cedex, France.
Fax: +33(0)-472-43-88-96
Tel: +33(0)-472-43-82-21
E-mail: florence.popowycz@insa-lyon.fr

 Supporting information for this article is available on the WWW under <http://dx.doi.org/10.1002/ejoc.xxxxxxxx>.

Introduction

Substituted ureas are encountered in numerous biologically active compounds such as pharmaceuticals (*i.e.* Sorafenib, Cariprazine) and agrochemicals (*i.e.* Monuron, Isoproturon, Diuron).^[1] For example, they have recently been identified as potential anti-nociceptive,^[2] anti-glycating^[3] and anti-cancer^[4] agents. Urea derivatives are also used as substrates in material science, intermediates in macromolecular synthesis, linkers in combinatorial chemistry and as organocatalysts.^[5] Recently, urea chemistry has gained a renewal of interest thanks to the unearthing of new reactivity and the development of modern synthetic methods.^[6-9]

Ureas are traditionally prepared from phosgene or commercially available isocyanates usually providing symmetrical and unsymmetrical products, respectively. Alternatively, isocyanates could be also generated *in situ* through Curtius, Lossen or Hoffmann rearrangements. Despite the fact that the toxicity and the dangerousness of these reagents have been demonstrated for decades, these methods are still widely used in industry. Intense efforts have been directed towards the replacement of these hazardous reagents by safer and environmentally-friendly substitutes such as triphosgene,^[10] carbonyldiimidazole^[11] and related compounds,^[12] chloroformates,^[13] carbamates,^[14]

carbonates,^[15] among others.^[16] Transition-metal catalyzed carbonylation of amines with CO has been reported as an excellent atom-economy pathway but the toxicity of this gas compromises the development of this route.^[17] Finally, the most promising alternative is probably the use of carbon dioxide as a carbonylating agent. However, up to now this methodology is limited to the preparation of symmetrical ureas.^[18]

The access to unsymmetrical ureas can be achieved from the functionalization of monosubstituted ureas *via* *N*-arylation or *N*-alkylation. If several efficient methods of (hetero)arylation have already been reported,^[19] this is not the case for alkylation that has been scarcely studied. Early methods relying on the use of alkyl halides or pseudohalides gave low yields due to the competing *O*-alkylation. *N*-Alkylation could be attained under phase-transfer catalysis but only alkyl ureas could be used as starting materials.^[20] Finally, the selective *N*-alkylation could be achieved by reductive alkylation of monosubstituted ureas using aldehydes as alkylating agents and hydrides as hydrogen source. Only three methods have been reported so far, unfortunately, none of them allows the use of enolizable aldehydes.^[21-22] Moreover, it is often necessary to form the imine prior to the reduction step and to use the urea in excess in order to avoid over alkylation. The major drawback of these methodologies lies in the use of a large excess of hydrides leading to the production of large quantities of waste and rendering the work-up tedious.

For several years, our laboratory has been interested in developing green and sustainable reductive alkylation methods using molecular hydrogen as reducing agent. Thus, amides,^[23] alcohols^[24] and polyols,^[25] such as glycerol,^[26] have been alkylated without the production of salts. Numerous methods using hydrogen have already been reported in the field of reductive amination^[27] but, to the best of our knowledge, *N*-alkylation of ureas has never been described under such conditions. We report here our efforts to develop the selective reductive alkylation of monosubstituted ureas with aldehydes and molecular hydrogen as clean reductant. The inclusion of this procedure in a one-pot, solvent-free sequence to prepare unsymmetrical *N,N'*-disubstituted ureas from the corresponding amines is also described.

Results and Discussion

Preparation of monosubstituted ureas

We have recently showed that trimethylsilylisocyanate (TMS-NCO) is the main by-product of HMDS-catalyzed trimerization of alkylisocyanates.^[28] As this route is the privileged one for the production of isocyanurates, tons of this compound are generated each year. Unfortunately, no economically-viable valorization process has been identified to date. It should be noted that trimethylsilylisocyanate can be viewed as an equivalent of isocyanic acid but with a lower volatility and an attenuated toxicity. Thus, the recycling of trimethylsilylisocyanate for the preparation of monosubstituted ureas was a determining step in this project. The addition of TMS-NCO to a range of commercially available (both aliphatic and aromatic) primary amines **1–7** gave the corresponding silylated ureas under solvent-free conditions. These intermediates were not isolated but submitted to methanolysis furnishing the corresponding ureas **8–14** with good to excellent isolated yields (70–93%) (Figure 1).

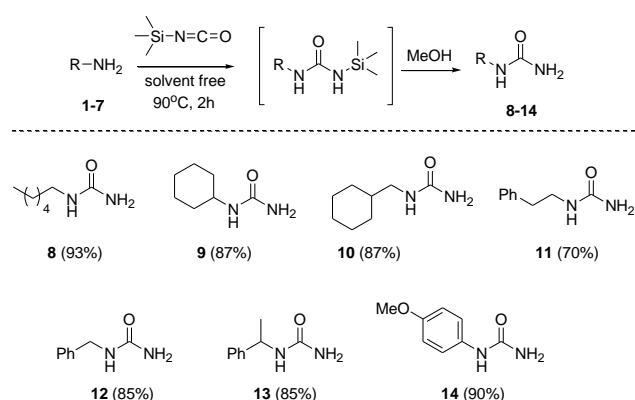
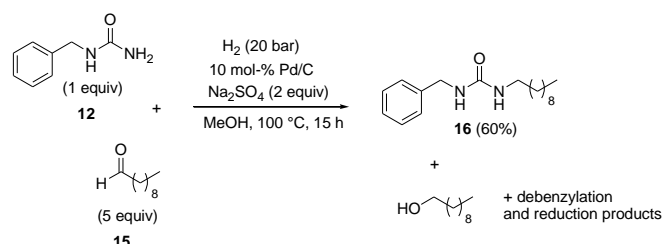


Figure 1. Preparation of a range of monosubstituted ureas.

Reductive alkylation of monosubstituted ureas

Initial studies focused upon the demonstration that monosubstituted ureas could be alkylated using aldehydes and molecular hydrogen as reducing agent. Thus, treatment of benzylurea **12** with decanal **15** (5 equiv) under reductive alkylation conditions (5%-Pd/C (10 mol-%), H₂ (20 bar), Na₂SO₄ (2 equiv) in anhydrous MeOH at 100 °C) gave the corresponding urea **16** with a satisfying 60% yield. In this protocol, sodium sulfate was initially chosen for its dehydrating properties but could also act as a catalyst poison to prevent the reduction of the aldehyde. Unfortunately, the contaminant formation of decanol could not be avoided and the relatively harsh conditions also led to the formation of other by-products (such as debenzoylation and aromatic ring reduction) (Scheme 1).



Scheme 1. Preliminary result for reductive alkylation of benzylurea.

Optimization studies were carried out in order to find milder conditions aiming to make this protocol suitable for both aliphatic

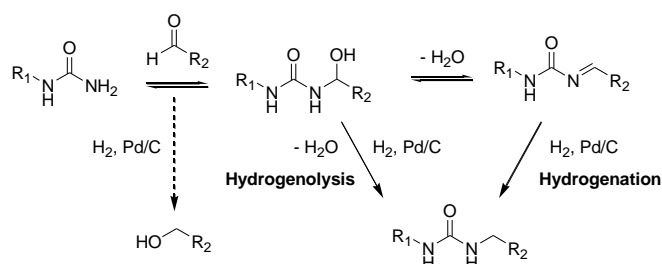
and aromatic aldehydes. For that purpose, aliphatic hexylurea **8** was chosen as a model substrate and the reactions were typically carried out using decanal **15** in the presence of H₂, 5%-Pd/C and Na₂SO₄ (2 equiv.) in dry methanol at 100 °C for 15h (Table 1).

Table 1. Optimization of reaction conditions.^[a]

Entry	Cat. loading (mol-%)	H ₂ (bar)	15 (equiv)	Dehydrating agent	Conv. ^[b] (%)
1	10	20	5	Na ₂ SO ₄	58
2	5	20	5	Na ₂ SO ₄	79
3	2.5	20	5	Na ₂ SO ₄	>95
4	2.5	15	5	Na ₂ SO ₄	>95
5	2.5	10	5	Na ₂ SO ₄	>95
6	2.5	5	5	Na ₂ SO ₄	>95
7	2.5	5	3	Na ₂ SO ₄	>95
8	2.5	5	2	Na ₂ SO ₄	73
9	2.5	5	1.5	Na ₂ SO ₄	45
10	2.5	5	3	3 Å MS ^[c]	81
11	2.5	5	3	3 Å MS ^[d]	85
12	2.5	5	3	-	>95

[a] Reaction conditions: 1 mmol of **8**, **15**, 5%-Pd/C, H₂, dehydrating agent (2 equiv.), 10 mL MeOH, 100 °C, 15 h. [b] Determined by ¹H NMR. [c] 200 mg (pellets). [d] 200 mg (grinded).

The influence of the catalyst loading was first probed. High catalyst loadings resulted in partial conversion of the starting material (Table 1, Entries 1–2). This result was attributed to the fact that hydrogenation of the aldehyde was favoured under these conditions, thus limiting the amount available for the formation of the urea-aldehyde adduct. Decreasing the loading to 2.5 mol-% permitted to reach quantitative conversion of hexylurea to the corresponding alkylated urea **17** (Table 1, Entry 3). Keeping in mind that aromatic aldehydes will be also used as alkylating agents, the hydrogen pressure was progressively decreased from 20 to 5 bar. No significant impact on the conversion was observed (Table 1, Entries 3–6). No attempt was made to decrease the hydrogen pressure down to 1 bar for technical and safety reasons.^[29] Reducing the aldehyde amount to 3 equivalents did not affect the conversion (Table 1, Entry 7). Unfortunately, further decrease to 2 and 1.5 equivalents did not permit to reach the total consumption of the starting material with 73 and 45% conversion, respectively (Table 1, Entries 8–9). Since the utilization of Na₂SO₄ as a dehydrating agent and/or catalyst poison leads to the production of waste, we attempted to replace it by 3 Å molecular sieves. Conversions of about 80 % were observed in the presence of molecular sieves, whether as pellets or as grinded (Table 1, Entries 10–11). Finally, a control experiment revealed that a dehydrating agent was not necessary to reach high conversion under these conditions (Table 1, Entry 12). This intriguing result shows that the presence of water is not detrimental for the reaction process. This could be explained by the potential dehydrating effect of dry methanol that allows the formation of an imine from the corresponding hemi-aminal. Subsequent hydrogenation would lead to the desired *N,N'*-disubstituted urea. However, an alternative mechanism pathway involving the hydrogenolysis of the hemi-aminal could not be ruled out under these conditions (Scheme 2).^[27a]



Scheme 2. Potential mechanism pathways.

Treatment of hexylurea **8** with 3 equivalents of decanal **15** under optimized conditions (5 bar H₂, 2.5 mol-% Pd/C, 100 °C in MeOH) gave the corresponding decylhexylurea **17** with 88% isolated yield (Scheme 3).

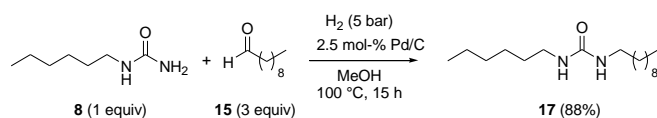


Table 2. Scope of aldehydes.^[a]

Entry	Aldehyde	Urea	Isolated yield (%)
1	15	17	88
2	18	25	86
3	19	26	82
4	20	27	80
5	21	28	78
6	22	29	65
7	23	30	93
8	24	31	90

[a] Reaction conditions: 1 mmol of **8**, 3 mmol of aldehyde, H₂ (5 bar), 5%-Pd/C (2.5 mol-%), MeOH (10 mL), 100 °C, 15 h.

The substrate scope was next examined under optimized conditions (5 bar of H₂, 2.5 mol-% of 5%-Pd/C, 100 °C in MeOH)

Scheme 3. Reductive alkylation under optimized conditions.

using decanal as alkylating agent and a range of monosubstituted aliphatic, benzylic and aromatic ureas. The corresponding

unsymmetrical N,N' -disubstituted ureas **16**, **33–38** were isolated in 60–86% yields (Table 3). Commercially available methylurea **32** was alkylated with only 60% yield (Table 3, Entry 1) but other alkyl-, cycloalkyl- and alkylaryl-ureas were efficiently converted to their corresponding disubstituted ureas with good yields (78–80%) (Table 3, Entries 2–4). Benzylic ureas **12** and **13** were also

subjected to reductive alkylation conditions without debenzoylation, affording ureas **16** and **37** with 86 and 72% yield, respectively (Table 3, Entries 5–6). Finally, aromatic urea **14** was also tolerated, generating the corresponding alkylarylurea **38** with 65% yield (Table 3, Entry 7).

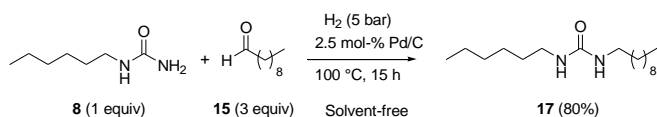
Table 3. Scope of ureas.^[a]

Entry	Substrate	Alkylated urea	Isolated yield (%)
1		33	86
2		34	88
3		35	82
4		36	80
5		16	78
6		37	65
7		38	90

[a] Reaction conditions: 1 mmol of urea, 3 mmol of decanal **15**, H₂ (5 bar), 5%-Pd/C (2.5 mol-%), MeOH (10 mL), 100 °C, 15 h.

One-pot, solvent-free access to unsymmetrical ureas

As monosubstituted ureas were prepared through the addition of trimethylsilylisocyanate to primary amines followed by methanolysis, we envisioned that the reductive alkylation could be directly realized on silylated ureas, without the need of isolating these intermediates. Furthermore, it was also envisioned that the whole procedure could be carried out under solvent-free conditions. To that purpose, the optimized reductive alkylation method was first checked under solvent-free conditions. Treatment of hexylurea with decanal gave the corresponding urea **17** with 80% isolated yield, confirming the robustness of this protocol (Scheme 4).



Scheme 4. Reductive alkylation under solvent-free conditions.

The one-pot, solvent-free procedure was next probed (Table 4). Treatment of hexylamine **1** with trimethylsilylisocyanate at 90 °C for 2 h gave the corresponding silylated urea. This intermediate was directly treated with decanal **15** in the presence of 2.5 mol-% Pd/C and 5 bar of H₂ at 100 °C for 15 h furnishing decylhexylurea **17** with 60% isolated yield (Table 4, Entry 1). This one-pot procedure also allowed amines **2–5** and 4-methoxy-aniline **7** to be readily converted to the corresponding unsymmetrical N,N' -disubstituted ureas in 45–63% isolated yields (Table 4, Entries 2–6). Notably, benzylamine could be turned into the corresponding benzyldecylurea **16** under these conditions without the formation of any debenzoylation or aromatic ring reduction side-products (Table 4, Entry 5).

Table 4. One-pot, solvent-free procedure.^[a]

Entry	Amine	Disubstituted urea	Isolated yield (%)
1			60
2			55
3			59
4			50
5			63
6			45

[a] Reaction conditions: 10 mmol of amine, 12 mmol of TMS-NCO, 90 °C, 2 h, then, 30 mmol of decanal **15**, H₂ (5 bar), 5%-Pd/C (2.5 mol-%), 100 °C, 15 h.

Conclusions

In summary, we described the palladium-catalyzed reductive alkylation of monosubstituted ureas using aldehydes as alkylating agents and molecular hydrogen as clean reductant. This method afforded the corresponding unsymmetrical *N,N'*-disubstituted ureas with good to excellent isolated yields (60-93%). In contrary to the previously reported methods using hydrides, such as NaBH₄ and Et₃SiH, this system allows the selective *N*-alkylation with both aliphatic and aromatic aldehydes. This protocol was then extended to the one-pot, solvent-free preparation of unsymmetrical *N,N'*-disubstituted ureas from amines through reductive alkylation of the corresponding silylated ureas.

Experimental Section

General information

All reagents and solvents used for synthesis were commercial, used without further purification and supplied by Aldrich, Acros, Lancaster, Alfa Aesar and Fluka. NMR spectra were acquired on either Bruker 300 (¹H, 300 MHz; ¹³C, 75 MHz) or Bruker 400 (¹H, 400 MHz, ¹³C, 100 MHz) or Bruker 500 (¹H, 500 MHz, ¹³C, 125 MHz) spectrometer at 293 K. Shifts are referenced relative to the deuterated solvent residual peak. The chemical shifts (δ) are expressed in ppm and the coupling constants (*J*) are given in

Hz. The following abbreviations are used to explain the multiplicities: s = singlet, d = doublet, t = triplet, q = quartet, qt = quintet, m = multiplet, br = broad. Electrospray ionization (ESI) mass spectra (MS) and High-Resolution Mass Spectra (HRMS) were recorded in the positive mode using a Bruker MicrOTOF-Q II XL spectrometer. Thin-layer chromatography (TLC) was carried out on aluminum sheets coated with silica gel Merck 60 F254 (0.25 mm). Flash column chromatography was performed with silica gel Merck Si 60 (40–63 μ m). Infra-red (IR) spectra were recorded in a SMART iTR-Nicolet iS10 spectrometer using Attenuated Total Reflectance (ATR) and the wavenumbers (ν max) are expressed in cm⁻¹. Melting points were measured using a Banc Kofler apparatus and noted in °C.

Procedure A: General procedure for the preparation of monosubstituted ureas.

Trimethylsilylisocyanate (1.2 equiv) was added to an aliphatic or aromatic primary amine (1.0 equiv, neat) in a sealed tube at room temperature and the mixture was stirred at 90 °C for 2 hours unless otherwise stated. The reaction mixture was cooled, treated with methanol and the solvent was removed under reduced pressure. The residue was purified by recrystallization from EtOH/Et₂O.

Hexylurea (8). The title compound was prepared from hexylamine (1.31 mL, 9.85 mmol) following the procedure **A** to give **8** (1.32 g, 93% yield) as a white crystalline solid. m.p.: 112 °C; ¹H NMR (300 MHz, *d*₆-DMSO) δ

0.85 (3H, t, $J = 6.7$), 1.10–1.50 (8H, m), 2.93 (2H, dt *app* q, $J = 6.5$), 5.42 (2H, s, NH₂), 5.94 (1H, t, $J = 5.6$, NH); ¹³C NMR (75 MHz, *d*₆-DMSO) δ 13.9 (CH₃), 22.2 (CH₂), 26.2 (CH₂), 30.0 (CH₂), 31.2 (CH₂), 39.2 (CH₂), 159.0 (Cq); IR (ATR) ν max: 3391 (N–H), 3197 (N–H), 2949, 2932, 2867, 1655 (C=O), 1629, 1600, 1530, 1480, 1468, 1452, 1323, 1150, 780, 728; MS (ESI⁺) m/z 145 ([M + H]⁺, 51), 289 ([2M + H]⁺, 100).

Cyclohexylurea (9). The title compound was prepared from cyclohexylamine (1.2 mL, 10.38 mmol) following the procedure **A** to give **9** (1.29 g, 87% yield) as a white crystalline solid. m.p.: 205 °C; ¹H NMR (300 MHz, *d*₆-DMSO) δ 0.95–1.38 (5H, m), 1.40–1.88 (5H, m), 3.20–3.40 (1H, m), 5.28 (2H, s, NH₂), 5.81 (1H, d, $J = 7.9$, NH); ¹³C NMR (75 MHz, *d*₆-DMSO) δ 24.6 (2 CH₂), 25.4 (CH₂), 33.4 (2 CH₂), 47.7 (CH), 158.3 (Cq); IR (ATR) ν max: 3421 (N–H), 3327 (N–H), 3196 (N–H), 2928, 2852, 1649 (C=O), 1620, 1595, 1544, 1446, 1384, 1351, 1257, 1157, 892, 779; MS (ESI⁺) m/z 143 ([M + H]⁺, 76), 285 ([2M + H]⁺, 100).

1-(Cyclohexylmethyl)urea (10). The title compound was prepared from 1-(cyclohexylmethyl)amine (1.3 mL, 9.79 mmol) following the procedure **A** to give **10** (1.33 g, 87% yield) as a white crystalline powder. m.p.: 180–181 °C; ¹H NMR (300 MHz, *d*₆-DMSO) δ 0.70–0.96 (2H, m), 0.98–1.41 (4H, m), 1.50–1.78 (5H, m), 2.79 (2H, dd *app* t, $J = 6.3$), 5.32 (2H, s, NH₂), 5.92 (1H, t, $J = 5.4$, NH); ¹³C NMR (75 MHz, *d*₆-DMSO) δ 25.5 (2 CH₂), 26.2 (CH₂), 30.4 (2 CH₂), 38.2 (CH), 45.5 (CH₂), 158.9 (Cq); IR (ATR) ν max: 3384 (N–H), 3198 (N–H), 2920, 2851, 1651 (C=O), 1606, 1546, 1451, 1433, 1379, 1155, 959, 782; MS (ESI⁺) m/z 157 ([M + H]⁺, 61), 313 ([2M + H]⁺, 100).

Phenylethylurea (11). The title compound was prepared from 2-phenylethylamine (1.25 mL, 9.84 mmol) following the procedure **A** to give **11** (1.13 g, 70% yield) as a white crystalline solid. m.p.: 112–114 °C; ¹H NMR (300 MHz, *d*₆-DMSO) δ 2.66 (2H, t, $J = 7.2$), 3.19 (2H, dt *app* q, $J = 6.8$), 5.42 (2H, s, NH₂), 5.90 (1H, t, $J = 5.4$, NH), 7.15–7.25 (3H^{ar}, m), 7.25–7.35 (2H^{ar}, m); ¹³C NMR (75 MHz, *d*₆-DMSO) δ 36.2 (CH₂), 40.9 (CH₂), 126.0 (CH), 128.3 (2 CH), 128.7 (2 CH), 139.8 (Cq), 158.9 (Cq); IR (ATR) ν max: 3420 (N–H), 3335 (N–H), 3213 (N–H), 1650 (C=O), 1598, 1551, 1496, 1453, 1338, 1147, 774, 748, 697; MS (ESI⁺) m/z 165 ([M + H]⁺, 100), 187 ([M + Na]⁺, 21), 329 ([2M + H]⁺, 34), 351 ([2M + Na]⁺, 17).

Benzylurea (12). The title compound was prepared from benzylamine (1.1 mL, 10.1 mmol) following the procedure **A** to give **12** (1.37 g, 85% yield) as a white crystalline solid. m.p.: 151 °C; ¹H NMR (300 MHz, *d*₆-DMSO) δ 4.25 (2H, d, $J = 5.9$), 5.81 (2H, s, NH₂), 6.63 (1H, t, $J = 5.9$, NH), 7.12–7.47 (5H^{ar}, m); ¹³C NMR (75 MHz, *d*₆-DMSO) δ 43.1 (CH₂), 126.8 (CH), 127.2 (2 CH), 128.4 (2 CH), 141.0 (Cq), 159.4 (Cq); IR (ATR) ν max: 3426 (N–H), 3328 (N–H), 1647 (C=O), 1597, 1556, 1467, 1455, 1386, 1328, 1309, 1142, 1107, 750, 694; MS (ESI⁺) m/z 151 ([M + H]⁺, 100), 173 ([M + Na]⁺, 29), 301 ([2M + H]⁺, 48), 323 ([2M + Na]⁺, 24).

1-(1-Phenylethyl)urea (13). The title compound was prepared from 1-phenylethylamine (1.3 mL, 10.1 mmol) following the procedure **A** to give **13** (1.42 g, 85% yield) as a white powder. m.p.: 117 °C; ¹H NMR (300 MHz, *d*₆-DMSO) δ 1.34 (3H, d, $J = 6.6$), 4.78 (1H, t, $J = 6.8$), 5.62 (2H, s, NH₂), 6.56 (1H, d, $J = 7.7$, NH), 7.00–7.67 (5H^{ar}, m); ¹³C NMR (75 MHz, *d*₆-DMSO) δ 23.4 (CH₃), 48.7 (CH), 125.9 (2 CH), 126.5 (CH), 128.3 (2 CH), 145.9 (Cq), 158.4 (Cq); IR (ATR) ν max: 3418 (N–H), 3328 (N–H), 3208 (N–H), 2975, 1647 (C=O), 1593, 1533, 1494, 1450, 1372, 1279, 1148, 1021, 900, 749, 695; MS (ESI⁺) m/z 187 ([M + Na]⁺, 32), 351 ([2M + Na]⁺, 36).

4-Methoxy-phenylurea (14). The title compound was prepared from *p*-anisidine (1.23 g, 10 mmol) following the procedure **A** to give **14** (1.50 g, 90% yield) as a white crystalline solid. m.p.: 78–79 °C; ¹H NMR (300 MHz,

*d*₆-DMSO) δ 3.68 (3H, s), 5.72 (2H, s, NH₂), 6.80 (2H^{ar}, d, $J = 8.7$), 7.29 (2H^{ar}, d, $J = 8.7$), 8.31 (1H, s, NH); ¹³C NMR (75 MHz, *d*₆-DMSO) δ 55.1 (CH₃), 113.9 (2 CH), 119.5 (2 CH), 133.7 (Cq), 154.0 (Cq), 156.3 (Cq); IR (ATR) ν max: 3350 (N–H), 3317 (N–H), 2958, 2928, 2871, 2855, 1616 (C=O), 1574, 1519, 1478, 1454, 1289, 1249, 1226, 1066; MS (ESI⁺) m/z 167 ([M + H]⁺, 43), 189 ([M + Na]⁺, 100), 205 ([M + K]⁺, 13).

Procedure B: General procedure for the palladium-catalyzed reductive alkylation of primary ureas.

The monosubstituted urea (1 mmol) and the aldehyde (3 mmol) were dissolved in 10 mL of dry methanol in a 50 mL stainless steel autoclave, followed by the addition of 5% -Pd/C (53.2 mg, 2.5 mol-%). The reactor was tightly closed, purged three times and hydrogen pressure was introduced (5 bar). The reactor was then placed in a graphite bath on a magnetic stirrer and the reaction mixture was heated at 100 °C and stirred for 15 hours. After cooling to room temperature, hydrogen pressure was released and palladium (Pd/C) was filtered under vacuum over a Millipore filter and thoroughly washed with methanol several times. The filtrate was concentrated under reduced pressure. The corresponding alkylated ureas were purified either by recrystallization from diethyl ether or by column chromatography.

1-Benzyl-3-decylurea (16). The title compound was prepared from benzylurea **12** (150 mg, 1 mmol) and decanal **15** (0.56 mL, 3 mmol) according to the procedure **B**. The residue was purified by recrystallization from Et₂O to give **16** (250 mg, 86% yield) as a white powder. m.p.: 96 °C; ¹H NMR (400 MHz, *d*₆-DMSO) δ 0.86 (3H, t, $J = 6.8$), 1.18–1.31 (14H, m), 1.31–1.40 (2H, m), 2.98 (2H, dt *app* q, $J = 6.5$), 4.18 (2H, d, $J = 6.0$), 5.90 (1H, t, $J = 5.5$, NH), 6.26 (1H, t, $J = 6.0$, NH), 7.17–7.27 (3H^{ar}, m), 7.27–7.36 (2H^{ar}, m); ¹³C NMR (100 MHz, *d*₆-DMSO) δ 14.0 (CH₃), 22.1 (CH₂), 26.4 (CH₂), 28.7 (CH₂), 28.8 (CH₂), 29.0 (CH₂), 29.1 (CH₂), 30.0 (CH₂), 31.3 (CH₂), 39.3 (CH₂), 42.9 (CH₂), 126.5 (CH), 127.0 (2 CH), 128.2 (2 CH), 141.1 (Cq), 158.1 (Cq); IR (ATR) ν max: 3320 (N–H), 2957, 2920, 2847, 1658 (C=O), 1625, 1596, 1564, 1499, 1479, 1464, 1443, 1315, 1298, 1246, 1228; MS (ESI⁺) m/z 291 ([M + H]⁺, 12), 313 ([M + Na]⁺, 100), 603 ([2M + Na]⁺, 23); HRMS (ESI⁺) [M + Na]⁺ for C₁₈H₃₀N₂NaO requires 313.2250, found 313.2249.

1-Decyl-3-hexylurea (17): The title compound was prepared from hexyl urea **8** (144 mg, 1 mmol) and decanal **15** (0.56 mL, 3 mmol) according to the procedure **B**. The residue was purified by recrystallization from Et₂O to give **17** (250 mg, 88% yield) as a white powder. m.p.: 75 °C; ¹H NMR (400 MHz, *d*₆-DMSO) δ 0.85 (6H, t, $J = 6.4$), 1.17–1.38 (24H, m), 2.94 (4H, dt *app* q, $J = 6.2$), 5.73 (2H, t, $J = 5.4$, 2 NH); ¹³C NMR (100 MHz, CD₃OD) δ 14.4 (CH₃), 14.5 (CH₃), 23.7 (CH₂), 23.8 (CH₂), 27.7 (CH₂), 28.0 (CH₂), 30.48 (CH₂), 30.52 (CH₂), 30.7 (CH₂), 30.8 (CH₂), 31.36 (CH₂), 31.39 (CH₂), 32.8 (CH₂), 33.1 (CH₂), 41.0 (2 CH₂), 161.4 (Cq); IR (ATR) ν max: 3326 (N–H), 2956, 2920, 2849, 1610 (C=O), 1572, 1477, 1461, 1250, 1223, 725; MS (ESI⁺) m/z 285 ([M + H]⁺, 67), 307 ([M + Na]⁺, 100), 591 ([2M + Na]⁺, 73); HRMS (ESI⁺) [M + H]⁺ for C₁₇H₃₇N₂O requires 285.2900, found 285.2902.

1-Dodecyl-3-hexylurea (25). The title compound was prepared from hexyl urea **8** (144 mg, 1 mmol) and lauric aldehyde **18** (0.66 mL, 3 mmol) according to the procedure **B**. The residue was purified by recrystallization from Et₂O to give **25** (270 mg, 86% yield) as a white powder. m.p.: 82 °C; ¹H NMR (300 MHz, *d*₆-DMSO) δ 0.85 (6H, t, $J = 6.3$), 1.16–1.40 (28H, m), 2.94 (4H, dt *app* q, $J = 6.2$), 5.70 (2H, t, $J = 5.6$, 2 NH); ¹³C NMR (100 MHz, CD₃OD) δ 14.38 (CH₃), 14.44 (CH₃), 23.70 (CH₂), 23.74 (CH₂), 27.7 (CH₂), 28.0 (CH₂), 30.50 (CH₂), 30.51 (CH₂), 30.74 (CH₂), 30.75 (CH₂), 30.77 (CH₂), 30.80 (CH₂), 31.36 (CH₂), 31.38 (CH₂), 32.8 (CH₂), 33.1 (CH₂), 41.0 (2 CH₂), 161.4 (Cq); IR (ATR) ν max: 3328 (N–H), 2955, 2920, 2848, 1611 (C=O), 1571, 1476, 1463, 1263, 1245, 723; MS (ESI⁺) m/z 313

([M + H]⁺, 100), 335 ([M + Na]⁺, 17); HRMS (ESI⁺) [M + H]⁺ for C₁₉H₄₁N₂O requires 313.3213, found 313.3212.

1-Hexyl-3-octylurea (26). The title compound was prepared from hexyl urea **8** (144 mg, 1 mmol) and octanal **19** (0.47 mL, 3 mmol) according to the procedure **B**. The residue was purified by recrystallization from Et₂O to give **26** (210 mg, 82% yield) as a white powder. m.p.: 70 °C; ¹H NMR (500 MHz, *d*₆-DMSO) δ 0.86 (6H, t, *J* = 7.0), 1.17–1.30 (16H, m), 1.30–1.40 (4H, m), 2.94 (4H, dt *app* q, *J* = 6.5), 5.70 (2H, t, *J* = 5.4, 2 NH); ¹³C NMR (125 MHz, *d*₆-DMSO) δ 13.91 (CH₃), 13.95 (CH₃), 22.1 (2 CH₂), 26.1 (CH₂), 26.4 (CH₂), 28.7 (CH₂), 28.8 (CH₂), 30.0 (CH₂), 30.1 (CH₂), 31.1 (CH₂), 31.2 (CH₂), 39.2 (2 CH₂), 158.1 (Cq); IR (ATR) ν max: 3324 (N–H), 2956, 2923, 2869, 2851, 1612 (C=O), 1574, 1477, 1461, 1290, 1264, 1245, 1226, 1212, 1077, 727; MS (ESI⁺) *m/z* 257 ([M + H]⁺, 100), 279 ([M + Na]⁺, 22); HRMS (ESI⁺) [M + H]⁺ for C₁₅H₃₃N₂O requires 257.2587, found 257.2585.

1,3-Dihexylurea (27). The title compound was prepared from hexyl urea **8** (144 mg, 1 mmol) and hexanal **20** (0.37 mL, 3 mmol) according to the procedure **B**. The residue was purified by recrystallization from Et₂O by to give **27** (182 mg, 80% yield) as a white powder. m.p.: 87 °C; ¹H NMR (400 MHz, *d*₆-DMSO) δ 0.86 (6H, t, *J* = 6.8), 1.15–1.42 (16H, m), 2.94 (4H, dt *app* q, *J* = 6.5), 5.71 (2H, t, *J* = 5.7, 2 NH); ¹³C NMR (100 MHz, *d*₆-DMSO) δ 13.9 (2 CH₃), 22.1 (2 CH₂), 26.1 (2 CH₂), 30.0 (2 CH₂), 31.1 (2 CH₂), 39.2 (2 CH₂), 158.1 (Cq); IR (ATR) ν max: 3324 (N–H), 2956, 2929, 2856, 1611 (C=O), 1574, 1477, 1461, 1299, 1249, 1220, 1076, 728; MS (ESI⁺) *m/z* 229 ([M + H]⁺, 100), 251 ([M + Na]⁺, 34); HRMS (ESI⁺) [M + H]⁺ for C₁₃H₂₉N₂O requires 229.2274, found 229.2272.

1-Hexyl-3-pentylurea (28). The title compound was prepared from hexyl urea **8** (144 mg, 1 mmol) and valeraldehyde **21** (0.32 mL, 3 mmol) according to the procedure **B**. The residue was purified by column chromatography (EtOAc/cyclohexane 40:60) to give **28** (178 mg, 78% yield) as a yellowish powder. m.p.: 76–78 °C; ¹H NMR (400 MHz, *d*₆-DMSO) δ 0.86 (6H, t, *J* = 7.0), 1.18–1.41 (14H, m), 2.94 (4H, dt *app* q, *J* = 6.5), 5.71 (2H, t, *J* = 5.5, 2 NH); ¹³C NMR (100 MHz, *d*₆-DMSO) δ 13.93 (CH₃), 13.97 (CH₃), 21.9 (CH₂), 22.1 (CH₂), 26.1 (CH₂), 28.6 (CH₂), 29.7 (CH₂), 30.0 (CH₂), 31.1 (CH₂), 39.18 (CH₂), 39.22 (CH₂), 158.1 (Cq); IR (ATR) ν max: 3327 (N–H), 2955, 2929, 2857, 1618 (C=O), 1574, 1479, 1446, 1426, 1259, 1074; MS (ESI⁺) *m/z* 158 ([M + H – C₄H₉]⁺, 38), 172 ([M + H – C₃H₇]⁺, 35), 215 ([M + H]⁺, 100), 237 ([M + Na]⁺, 12); HRMS (ESI⁺) [M + H]⁺ for C₁₂H₂₇N₂O requires 215.2118, found 215.2117.

1-Butyl-3-hexylurea (29). The title compound was prepared from hexyl urea **8** (144 mg, 1 mmol) and butyraldehyde **22** (0.27 mL, 3 mmol) according to the procedure **B**. The residue was purified by column chromatography (EtOAc/cyclohexane 20:80) to give **29** (130 mg, 65% yield) as a white powder. m.p.: 70–75 °C; ¹H NMR (300 MHz, *d*₆-DMSO) δ 0.86 (6H, t, *J* = 7.0), 1.18–1.40 (12H, m), 2.90–3.00 (4H, m), 5.70 (2H, t, *J* = 5.5, 2 NH); ¹³C NMR (125 MHz, *d*₆-DMSO) δ 13.7 (CH₃), 13.9 (CH₃), 19.5 (CH₂), 22.1 (CH₂), 26.1 (CH₂), 30.0 (CH₂), 31.0 (CH₂), 32.2 (CH₂), 38.9 (CH₂), 39.2 (CH₂), 158.1 (Cq); IR (ATR) ν max: 3324 (N–H), 2954, 2929, 2857, 1616 (C=O), 1569, 1479, 1464, 1272, 1245, 1225, 1075; MS (ESI⁺) *m/z* 201 ([M + H]⁺, 38), 223 ([M + Na]⁺, 100), 423 ([2M + Na]⁺, 35); HRMS (ESI⁺) [M + Na]⁺ for C₁₁H₂₄N₂NaO requires 223.1781, found 223.1782.

1-Benzyl-3-hexylurea (30). The title compound was prepared from hexyl urea **8** (144 mg, 1 mmol) and benzaldehyde **23** (0.68 mL, 3 mmol) according to the procedure **B**. The residue was purified by column chromatography (EtOAc/cyclohexane 20:80) to give **30** (218 mg, 93% yield) as a white powder. m.p.: 74 °C; ¹H NMR (300 MHz, *d*₆-DMSO) δ 0.86 (3H, t, *J* = 6.7), 1.20–1.42 (8H, m), 2.99 (2H, dt *app* q, *J* = 6.4), 4.18

(2H, d, *J* = 6.0), 5.88 (1H, t, *J* = 6.3, NH), 6.24 (1H, t, *J* = 5.1, NH), 7.16–7.26 (3H^{ar}, m), 7.26–7.35 (2H^{ar}, m); ¹³C NMR (125 MHz, *d*₆-DMSO) δ 13.9 (CH₃), 22.1 (CH₂), 26.0 (CH₂), 30.0 (CH₂), 31.0 (CH₂), 39.3 (CH₂), 42.9 (CH₂), 126.5 (CH), 127.0 (2 CH), 128.2 (2 CH), 141.0 (Cq), 158.0 (Cq); IR (ATR) ν max: 3350 (N–H), 3318 (N–H), 3033, 2958, 2928, 2855, 1617 (C=O), 1575, 1493, 1478, 1454, 1289, 1249, 1226, 1081, 1065, 1025; MS (ESI⁺) *m/z* 257 ([M + Na]⁺, 100), 491 ([2M + Na]⁺, 7); HRMS (ESI⁺) [M + Na]⁺ for C₁₄H₂₂N₂NaO requires 257.1624, found 257.1626.

1-Hexyl-3-(3-phenylpropyl)urea (31). The title compound was prepared from hexyl urea **8** (144 mg, 1 mmol) and 3-phenylpropionaldehyde **24** (0.40 mL, 3 mmol) according to the procedure **B**. The residue was purified by column chromatography (EtOAc/cyclohexane 20:80) to give **31** (235 mg, 90% yield) as a white powder. m.p.: 78 °C; ¹H NMR (300 MHz, *d*₆-DMSO) δ 0.85 (3H, t, *J* = 6.7), 1.17–1.42 (8H, m), 1.64 (2H, quintet, *J* = 7.0), 2.56 (2H, t, *J* = 7.3), 2.95 (4H, *app* quintet, *J* = 6.4), 5.74 (1H, t, *J* = 5.6, NH), 5.81 (1H, t, *J* = 5.6, NH), 7.12–7.23 (3H^{ar}, m), 7.23–7.33 (2H^{ar}, m); ¹³C NMR (125 MHz, *d*₆-DMSO) δ 13.9 (CH₃), 22.1 (CH₂), 26.1 (CH₂), 30.0 (CH₂), 31.0 (CH₂), 31.9 (CH₂), 32.5 (CH₂), 38.8 (CH₂), 39.2 (CH₂), 125.7 (CH), 128.2 (4 CH), 141.8 (Cq), 158.1 (Cq); IR (ATR) ν max: 3328 (N–H), 2951, 2924, 2855, 1621 (C=O), 1583, 1496, 1459, 1378, 1269, 1063, 1029; MS (ESI⁺) *m/z* 263 ([M + H]⁺, 21), 285 ([M + Na]⁺, 100), 547 ([2M + Na]⁺, 5); HRMS (ESI⁺) [M + Na]⁺ for C₁₆H₂₆N₂NaO requires 285.1937, found 285.1939.

1-Decyl-3-methylurea (33). The title compound was prepared from methyl urea **32** (74 mg, 1 mmol) and decanal **15** (0.66 mL, 3 mmol) according to the procedure **B**. The residue was purified by recrystallization from Et₂O to give **33** (128 mg, 60% yield) as a white powder. m.p.: 83 °C; ¹H NMR (300 MHz, *d*₆-DMSO) δ 0.85 (3H, t, *J* = 6.7), 1.11–1.40 (16H, m), 2.51 (3H, *masked* d, *J* = 4.5), 2.93 (2H, dt *app* q, *J* = 6.4), 5.61 (1H, d, *J* = 4.4, NH), 5.79 (1H, t, *J* = 5.3, NH); ¹³C NMR (100 MHz, *d*₆-DMSO) δ 14.0 (CH₃), 22.1 (CH₂), 26.36 (CH₃), 26.40 (CH₂), 28.7 (CH₂), 28.8 (CH₂), 29.0 (CH₂), 29.1 (CH₂), 30.1 (CH₂), 31.3 (CH₂), 39.3 (CH₂), 158.7 (Cq); IR (ATR) ν max: 3334 (N–H), 2954, 2921, 2849, 1617 (C=O), 1579, 1521, 1479, 1466, 1417, 1311, 1282, 1254, 1237, 1068; MS (ESI⁺) *m/z* 215 ([M + H]⁺, 100), 238 ([M + Na]⁺, 54), 451 ([2M + Na]⁺, 14); HRMS (ESI⁺) [M + H]⁺ for C₁₂H₂₇N₂O requires 215.2118, found 215.2121.

1-Cyclohexyl-3-decylurea (34). The title compound was prepared from 1-cyclohexylurea **9** (142 mg, 1 mmol) and decanal **15** (0.56 mL, 3 mmol) according to the procedure **B**. The residue was purified by recrystallization from Et₂O to give **34** (220 mg, 78% yield) as a white powder. m.p.: 89 °C; ¹H NMR (300 MHz, *d*₆-DMSO) δ 0.85 (3H, t, *J* = 6.6), 0.96–1.16 (3H, m), 1.16–1.40 (18H, m), 1.42–1.56 (1H, m), 1.56–1.77 (4H, m), 2.93 (2H, dt *app* q, *J* = 6.4), 3.25–3.38 (1H, m), 5.62 (2H, *app* d, *J* = 7.4, 2 NH); ¹³C NMR (100 MHz, CD₃OD) δ 14.5 (CH₃), 23.7 (CH₂), 26.1 (2 CH₂), 26.8 (CH₂), 28.0 (CH₂), 30.47 (CH₂), 30.50 (CH₂), 30.7 (CH₂), 30.8 (CH₂), 31.4 (CH₂), 33.1 (CH₂), 34.8 (2 CH₂), 40.9 (CH₂), 49.8 (CH), 160.6 (Cq); IR (ATR) ν max: 3347 (N–H), 3312 (N–H), 2961, 2922, 2850, 1616 (C=O), 1589, 1579, 1521, 1461, 1279, 1252, 1236; MS (ESI⁺) *m/z* 283 ([M + H]⁺, 100), 565 ([2M + H]⁺, 21); HRMS (ESI⁺) [M + H]⁺ for C₁₇H₃₅N₂O requires 283.2744, found 283.2738.

1-(Cyclohexylmethyl)-3-decylurea (35). The title compound was prepared from 1-(cyclohexylmethyl) urea **10** (156 mg, 1 mmol) and decanal **15** (0.56 mL, 3 mmol) according to the procedure **B**. The residue was purified by recrystallization from Et₂O to give **35** (236 mg, 80% yield) as a white powder. m.p.: 82 °C; ¹H NMR (300 MHz, *d*₆-DMSO) δ 0.85 (3H, t, *J* = 6.6), 1.05–1.40 (22H, m), 1.52–1.72 (5H, m), 2.80 (2H, t, *J* = 6.4), 2.94 (2H, dt *app* q, *J* = 6.4), 5.68 (1H, t, *J* = 5.3, NH), 5.75 (1H, t, *J* = 5.7, NH); ¹³C NMR (100 MHz, CD₃OD) δ 14.5 (CH₃), 23.7 (CH₂), 27.1 (2 CH₂), 27.7 (CH₂), 28.0 (CH₂), 30.48 (CH₂), 30.52 (CH₂), 30.7 (CH₂), 30.8 (CH₂), 31.4

(CH₂), 31.9 (2 CH₂), 33.1 (CH₂), 39.9 (CH), 41.0 (CH₂), 47.4 (CH₂), 161.4 (Cq); IR (ATR) ν max: 3343 (N–H), 3306 (N–H), 2923, 2850, 1619 (C=O), 1577, 1522, 1480, 1460, 1251, 1234; MS (ESI⁺) m/z 297 ([M + H]⁺, 56), 319 ([M + Na]⁺, 100), 615 ([2M + Na]⁺, 61); HRMS (ESI⁺) [M + H]⁺ for C₁₈H₃₇N₂O requires 297.2900, found 297.2899.

1-Decyl-3-(2-phenylethyl)urea (36). The title compound was prepared from 1-(2-phenylethyl)urea **11** (164 mg, 1 mmol) and decanal **15** (0.56 mL, 3 mmol) according to the procedure **B**. The residue was purified by recrystallization from Et₂O to give **36** (239 mg, 79% yield) as a white powder. m.p.: 92 °C; ¹H NMR (300 MHz, *d*₆-DMSO) δ 0.85 (3H, t, *J* = 6.4), 1.10–1.41 (16H, m), 2.64 (2H, t, *J* = 7.3), 2.94 (2H, q, *J* = 6.3), 3.20 (2H, q, *J* = 6.7), 5.74 (1H, t, *J* = 5.6, NH), 5.82 (1H, t, *J* = 5.3, NH), 7.15–7.24 (3H, m), 7.25–7.35 (2H, m); ¹³C NMR (100 MHz, *d*₆-DMSO) δ 14.0 (CH₃), 22.1 (CH₂), 26.4 (CH₂), 28.7 (CH₂), 28.8 (CH₂), 29.0 (CH₂), 29.1 (CH₂), 30.0 (CH₂), 31.3 (CH₂), 36.2 (CH₂), 39.2 (CH₂), 40.9 (CH₂), 126.0 (CH), 128.3 (2 CH), 128.7 (2 CH), 139.8 (Cq), 158.0 (Cq); IR (ATR) ν max: 3310 (N–H), 2957, 2920, 2871, 2848, 1613 (C=O), 1597, 1566, 1500, 1478, 1463, 1444, 1315, 1299, 1247, 1230; MS (ESI⁺) m/z 305 ([M + H]⁺, 26), 327 ([M + Na]⁺, 100), 631 ([2M + Na]⁺, 17); HRMS (ESI⁺) [M + H]⁺ for C₁₉H₃₃N₂O requires 305.2587, found 305.2593 (–1.9 ppm); [M + Na]⁺ for C₁₉H₃₂N₂NaO requires 327.2407, found 327.2408.

1-Decyl-3-(1-phenylethyl)urea (37). The title compound was prepared from 1-phenylethylurea **13** (164 mg, 1 mmol) and decanal **15** (0.56 mL, 3 mmol) according to the procedure **B**. The residue was purified by column chromatography (EtOAc/cyclohexane 20:80) to give **37** (218 mg, 72% yield) as a white powder. m.p.: 65 °C; ¹H NMR (400 MHz, *d*₆-DMSO) δ 0.85 (3H, t, *J* = 6.7), 1.10–1.40 (16H, m), 1.29 (3H, d, *J* = 6.8), 2.94 (2H, m), 4.71 (1H, dq *app* quintet, *J* = 7.2), 5.74 (1H, t, *J* = 5.5, NH), 6.22 (1H, d, *J* = 8.1, NH), 7.20 (1H^{ar}, tt, *J* = 6.0, 1.8), 7.25–7.34 (4H^{ar}, m); ¹³C NMR (100 MHz, *d*₆-DMSO) δ 14.0 (CH₃), 22.1 (CH₂), 23.4 (CH₃), 26.4 (CH₂), 28.7 (CH₂), 28.8 (CH₂), 29.0 (CH₂), 29.1 (CH₂), 30.0 (CH₂), 31.3 (CH₂), 39.1 (CH₂), 48.5 (CH), 125.7 (2 CH), 126.4 (CH), 128.1 (2 CH), 145.9 (Cq), 157.3 (Cq); IR (ATR) ν max: 3347 (N–H), 3311 (N–H), 2961, 2923, 2902, 2851, 1614 (C=O), 1591, 1581, 1523, 1481, 1461, 1447, 1251, 1083, 1069; MS (ESI⁺) m/z 305 ([M + H]⁺, 100), 328 ([M + Na]⁺, 59), 609 ([2M + H]⁺, 24), 631 ([2M + Na]⁺, 24); HRMS (ESI⁺) [M + H]⁺ for C₁₉H₃₃N₂O requires 305.2587, found 305.2582.

1-Decyl-3-(4-methoxy-phenyl)-urea (38).

The title compound was prepared from 4-methoxy-phenylurea **14** (306 mg, 1 mmol) and decanal **15** (0.56 mL, 3 mmol) according to the procedure **B**. The residue was purified by column chromatography (EtOAc/cyclohexane 20:80) to give **38** (198 mg, 65% yield) as a white powder. m.p.: 111–112 °C; ¹H NMR (400 MHz, *d*₆-DMSO) δ 0.85 (3H, t, *J* = 6.8), 1.15–1.33 (14H, m), 1.33–1.48 (2H, m), 3.04 (2H, dt *app* q, *J* = 6.5), 3.68 (3H, s), 5.97 (1H, t, *J* = 5.6, NH), 6.79 (2H^{ar}, d, *J* = 9.0), 7.26 (2H^{ar}, d, *J* = 9.0), 8.15 (1H, s, NH); ¹³C NMR (100 MHz, *d*₆-DMSO) δ 14.0 (CH₃), 22.1 (CH₂), 26.4 (CH₂), 28.7 (CH₂), 28.8 (CH₂), 29.0 (CH₂), 29.1 (CH₂), 29.8 (CH₂), 31.3 (CH₂), 39.0 (CH₂), 55.1 (CH₃), 113.8 (2 CH), 119.3 (2 CH), 133.8 (Cq), 153.8 (Cq), 155.4 (Cq); IR (ATR) ν max: 3325 (N–H), 2954, 2923, 2849, 1630 (C=O), 1609, 1560, 1507, 1478, 1466, 1244, 1184, 1030, 829; MS (ESI⁺) m/z 307 ([M + H]⁺, 100), 329 ([M + Na]⁺, 71); HRMS (ESI⁺) [M + H]⁺ for C₁₈H₃₁N₂O₂ requires 307.2380, found 307.2366.

Procedure C: General procedure for the one-pot, solvent-free preparation of unsymmetrical *N,N'*-disubstituted ureas

The primary amine (10 mmol) and trimethylsilylurea (12 mmol) were introduced in a 50 mL-stainless steel autoclave. The reactor was tightly closed, purged three times with Argon, and then placed in a graphite bath on a magnetic stirrer and the reaction mixture was heated at 90 °C and stirred for 2 hours. After cooling to room temperature, decanal (30 mmol)

and 5%-Pd/C (2.5 mol-%) were added to the reaction mixture. The reactor was tightly closed, purged three times and hydrogen pressure was introduced (5 bar). Then, it was placed on a magnetic stirrer and the reaction mixture was heated at 100 °C and stirred for 15 hours. After cooling to room temperature, hydrogen pressure was released, the crude mixture was dissolved in methanol, and palladium (Pd/C) was filtered under vacuum over a millipore filter and thoroughly washed with methanol several times. The filtrate was concentrated under reduced pressure and the corresponding alkylated ureas were purified by column chromatography using (EtOAc / cyclohexane). The spectroscopic data of *N,N'*-disubstituted ureas prepared according to this procedure were in accordance with those reported before for the reductive alkylation of monosubstituted ureas; see above data for the full characterization.

Supporting Information (see footnote on the first page of this article): ¹H and ¹³C NMR spectra of monosubstituted and disubstituted ureas.

Acknowledgments

The authors are grateful for the access to the GC-MS analysis at the Centre Commun de Spectroscopie de Masse (F. Albrieux, C. Duchamp and N. Henriques) and NMR facilities at Université Claude Bernard Lyon 1.

- [1] a) T. P. Vishnyakova, I. A. Golubeva, E. V. Glebova, *Russ. Chem. Rev. (Engl. Transl.)*, **1985**, *54*, 249–261. b) I. Gallou, *Org. Prep. Proced. Int.* **2007**, *39*, 355–383.
- [2] L. dos Santos, L. A. Lima, V. Cechinel-Filho, R. Corrêa, F. de Campos Buzzi, R. J. Nunes, *Bioorg. Med. Chem.* **2008**, *16*, 8526–8534.
- [3] K. M. Khan, S. Saeed, M. Ali, M. Gohar, J. Zahid, A. Khan, S. Perveen, M. I. Choudhary, *Bioorg. Med. Chem.* **2009**, *17*, 2447–2451.
- [4] a) S. Denoyelle, T. Chen, L. Chen, Y. Wang, E. Klosi, J. A. Halperin, B. H. Aktas, M. Chorev, *Bioorg. Med. Chem. Lett.* **2012**, *22*, 402–409. b) Q.-S. Li, P.-C. Lv, H.-Q. Li, X. Lu, Z.-L. Li, B.-F. Ruan, H.-L. Zhu, *J. Enzyme Inhib. Med. Chem.* **2012**, *27*, 708–714.
- [5] Z. Zhang, P. R. Schreiner, *Chem. Soc. Rev.* **2009**, *38*, 1187–1198 and references cited therein.
- [6] N. Volz, J. Clayden, *Angew. Chem. Int. Ed.* **2011**, *50*, 12148–12155.
- [7] F. Bigi, R. Maggi, G. Sartori, *Green Chem.* **2000**, *2*, 140–148.
- [8] For an elegant Ritter-type reaction, see: a) H. Basavaprabhu, V. V. Sureshbabu, *Org. Biomol. Chem.* **2012**, *10*, 2528–2533. b) V. Panduranga, H. Basavaprabhu, V. V. Sureshbabu, *Tetrahedron Lett.* **2013**, *54*, 975–979.
- [9] For an oxidative N-H/C-H cross-coupling strategy, see: X. Li, B. Li, J. You, J. Lan, *Org. Biomol. Chem.* **2013**, *11*, 1925–1928.
- [10] P. Majer, R. S. Randad, *J. Org. Chem.* **1994**, *59*, 1937–1938.
- [11] For recent applications, see: a) K. J. Padiya, S. Gavade, B. Kardile, M. Tiwari, S. Bajare, M. Mane, V. Gaware, S. Varghese, D. Harel, S. Kurhade, *Org. Lett.* **2012**, *14*, 2814–2817. b) P. A. Duspara, M. S. Islam, A. J. Lough, R. A. Batey, *J. Org. Chem.* **2012**, *77*, 10362–10368.
- [12] A. R. Katritzky, D. P. M. Pleyne, B. Yang, *J. Org. Chem.* **1997**, *62*, 4155–4158.
- [13] a) J. Kitteringham, M. R. Shipton, M. Voyle, *Synth. Commun.* **2000**, *30*, 1937–1943. b) A. V. Bogolubsky, S. V. Ryabukhin, S. E. Pipko, O. Lukin, A. Shivanyuk, D. Mykytenko, A. Tolmachev, *Tetrahedron* **2011**, *67*, 3619–3623.
- [14] For selected examples, see: a) Y. Matsumura, Y. Satoh, O. Onomura, T. Maki, *J. Org. Chem.* **2000**, *65*, 1549–1551. b) I. Gallou, M. Eriksson, X. Zeng, C. Senanayake, V. Farina, *J. Org. Chem.* **2005**, *70*, 6960–6963.
- [15] a) I. Vauthey, F. Valot, C. Gozzi, F. Fache, M. Lemaire, *Tetrahedron Lett.* **2000**, *41*, 6347–6350. b) N. Nagaraju, G. Kuriakose, *Green Chem.* **2002**, *4*, 269–271. c) S. R. Jagtap, Y. P. Patil, A. G. Panda, B.

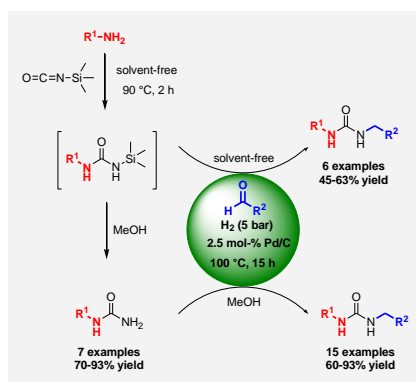
- M. Bhanage, *Synth. Commun.* **2009**, *39*, 2093–2100. d) F. Saliu, B. Rindone, *Tetrahedron Lett.* **2010**, *51*, 6301–6304.
- [16] a) K. Kondo, S. Yokoyama, N. Miyoshi, S. Murai, N. Sonoda, *Angew. Chem. Int. Ed.* **1979**, *18*, 692–692. b) A. R. Katritzky, N. Kirichenko, B. V. Rogovoy, *Arkivoc* **2003**, *8*, 8–14.
- [17] For a review regarding the carbonylation of amines with CO, see: D. J. Díaz, A. K. Darko, L. McElwee-White, *Eur. J. Org. Chem.* **2007**, *27*, 4453–4465.
- [18] a) J. C. Anderson, R. Bou Moreno, *Org. Biomol. Chem.* **2012**, *10*, 1334–1338. b) A.-H. Liu, Y.-N. Li, L.-N. He, *Pure Appl. Chem.* **2012**, *84*, 581–602. c) Z.-Z. Yang, L.-N. He, J. Gao, A.-H. Liu, B. Yu, *Energy Environ. Sci.* **2012**, *5*, 6602–6639. d) C. Wu, H. Cheng, R. Liu, Q. Wang, Y. Hao, Y. Yu, F. Zhao, *Green Chem.* **2010**, *12*, 1811–1816. e) T. Jiang, X. Ma, Y. Zhou, S. Liang, J. Zhang, B. Han, *Green Chem.* **2008**, *10*, 465–469. f) B. M. Bhanage, S.-I. Fujita, Y. Ikushima, M. Arai, *Green Chem.* **2003**, *5*, 340–342. g) F. Shi, Y. Deng, T. SiMa, J. Peng, Y. Gu, B. Qiao, *Angew. Chem; Int. Ed.* **2003**, *42*, 3257–3260. h) W. McGhee, D. Riley, K. Christ, Y. Pan, B. Parnas, *J. Org. Chem.* **1995**, *60*, 2820–2830.
- [19] a) G. A. Artamkina, A. G. Sergeev, I. P. Beletskaya, *Tetrahedron Lett.* **2001**, *42*, 4381–4384. b) A. G. Sergeev, G. A. Artamkina, I. P. Beletskaya, *Tetrahedron Lett.* **2003**, *44*, 4719–4723. c) A. Abad, C. Agulló, A. C. Cuñat, C. Vilanova, *Synthesis* **2005**, *6*, 915–924. d) M. McLaughlin, M. Palucki, I. W. Davies, *Org. Lett.* **2006**, *8*, 3311–3314. e) M. C. Willis, R. H. Snell, A. J. Fletcher, R. L. Woodward, *Org. Lett.* **2006**, *8*, 5089–5091. f) J. Clayden, U. Hennecke, *Org. Lett.* **2008**, *10*, 3567–3570. g) B. J. Kotecki, D. P. Fernando, A. R. Haight, K. A. Lukin, *Org. Lett.* **2009**, *11*, 947–950. h) S. Yu, A. Haight, B. Kotecki, L. Wang, K. Lukin, D. R. Hill, *J. Org. Chem.* **2009**, *74*, 9539–9542. i) S. Breitler, N. J. Oldenhuis, B. P. Fors, S. L. Buchwald, *Org. Lett.* **2011**, *13*, 3262–3265.
- [20] K. A. Hackl, H. Falk, *Monatsh. Chem.* **1992**, *123*, 599–606.
- [21] a) J. D. Armstrong, III, C. N. Wolfe, J. L. Keller, J. Lynch, M. Bhupathy, R. P. Volante, R. J. DeVita, *Tetrahedron Lett.* **1997**, *38*, 1531–1532. b) D. Xu, L. Ciszewski, T. Li, O. Repič, T. J. Blacklock, *Tetrahedron Lett.* **1998**, *39*, 1107–1110. c) D. Dubé, A. A. Scholte, *Tetrahedron Lett.* **1999**, *40*, 2295–2298.
- [22] The reductive alkylation of thioureas has also been reported, see: L. Ciszewski, D. Xu, O. Repič, T. J. Blacklock, *Tetrahedron Lett.* **2004**, *45*, 8091–8093.
- [23] F. Fache, L. Jacquot, M. Lemaire, *Tetrahedron Lett.* **1994**, *35*, 3313–3314.
- [24] V. Bethmont, F. Fache, M. Lemaire, *Tetrahedron Lett.* **1995**, *36*, 4235–4236.
- [25] M. Lemaire, W. Dayoub, M. Sutter, Y. Raoul, *Fr. Demande*, 2012, FR2969146 A120120622, *PCT Int. Appl.*, 2012, WO2012080682 A120120621.
- [26] a) Y. Shi, W. Dayoub, A. Favre-Réguillon, G.-R. Chen, M. Lemaire, *Tetrahedron Lett.* **2009**, *50*, 6891–6893. b) Y. Shi, W. Dayoub, G.-R. Chen, M. Lemaire, *Green Chem.* **2010**, *12*, 2189–2195. c) Y. Shi, W. Dayoub, G.-R. Chen, M. Lemaire, *Sci. China Chem.* **2010**, *53*, 1953–1956. d) M. Sutter, W. Dayoub, E. Métay, Y. Raoul, M. Lemaire, *Green Chem.* **2013**, *15*, 786–797.
- [27] For reviews, see: a) S. Gomez, J. A. Peters, T. Maschmeyer, *Adv. Synth. Catal.* **2002**, *344*, 1037–1057. b) V. I. Tararov, A. Börner, *Synlett* **2005**, 209–211. c) T. C. Nugent, M. El-Shazly, *Adv. Synth. Catal.* **2010**, *352*, 753–819. d) J. L. Klinkenberg, J. F. Hartwig, *Angew. Chem. Int. Ed.* **2011**, *50*, 86–95. For recent examples, see: e) S. Werkmeister, K. Junge, M. Beller, *Green Chem.* **2012**, *14*, 2371–2374. f) A. Pagnoux-Ozherelyeva, N. Pannetier, M. D. Mbaye, S. Gaillard, J.-L. Renaud, *Angew. Chem. Int. Ed.* **2012**, *51*, 4976–4980.
- [28] M. Roman, B. Andrioletti, M. Lemaire, J.-M. Bernard, J. Schwartz, P. Barbeau, *Tetrahedron* **2011**, *67*, 1506–1510.
- [29] Balloon of hydrogen was not permitted for safety reasons. Very low accuracy of the manometer's autoclave for a pressure inferior to 5 bar.

Received: ((will be filled in by the editorial staff))
 Published online: ((will be filled in by the editorial staff))

Entry for the Table of Contents

Ureas

Unsymmetrical *N,N'*-disubstituted ureas were prepared with 60–93% isolated yield from the palladium-catalyzed reductive alkylation of monosubstituted ureas using aldehydes as alkylating agents and molecular hydrogen as a clean reductant. A one-pot, solvent-free sequence was also developed from the corresponding amines.



Tharwat Mohy El Dine, Simon Chapron, Marie-Christine Duclos, Nicolas Duguet, Florence Popowycz and Marc Lemaire*

One-pot, solvent-free access to unsymmetrical ureas *via* palladium-catalyzed reductive alkylation using molecular hydrogen

Keywords: Unsymmetrical Disubstituted Ureas / Reductive Alkylation / Palladium / Hydrogen

