



HAL
open science

Solvent-free synthesis and properties of functionalized hydrazines and bishydrazines as energetic ingredients for propulsion applications

John Eymann, A Dhenain, L Joucla, G Jacob, Emmanuel Lacote, Chaza Darwich

► **To cite this version:**

John Eymann, A Dhenain, L Joucla, G Jacob, Emmanuel Lacote, et al.. Solvent-free synthesis and properties of functionalized hydrazines and bishydrazines as energetic ingredients for propulsion applications. Chemistry - An Asian Journal, In press, <10.1002/asia.202001084R2>. <hal-02975492>

HAL Id: hal-02975492

<https://univ-lyon1.hal.science/hal-02975492v1>

Submitted on 22 Oct 2020

HAL is a multi-disciplinary open access archive for the deposit and dissemination of scientific research documents, whether they are published or not. The documents may come from teaching and research institutions in France or abroad, or from public or private research centers.

L'archive ouverte pluridisciplinaire **HAL**, est destinée au dépôt et à la diffusion de documents scientifiques de niveau recherche, publiés ou non, émanant des établissements d'enseignement et de recherche français ou étrangers, des laboratoires publics ou privés.



HAL Authorization

Solvent-free synthesis and properties of functionalized hydrazines and bishydrazines as energetic ingredients for propulsion applications

J. Eymann,^[a] A. Dhenain,^[a] L. Joucla,^{*[a]} G. Jacob,^[a] E. Lacôte,^[a] and C. Darwich^{*[a]}

[a] John Eymann, Dr. Anne Dhenain, Dr. Lionel Joucla, Dr. Guy Jacob, Dr. Emmanuel Lacôte, Dr. Chaza Darwich
Laboratoire Hydrazines et Composés Énergétiques Polyazotés UCBL/CNRS/CNES/ArianeGroup
Université Claude Bernard Lyon 1
2, rue Victor Grignard 69622 Villeurbanne cedex (France)
E-mail: chaza.darwich@univ-lyon1.fr; lionel.joucla@univ-lyon1.fr

Supporting information for this article is given via a link at the end of the document.

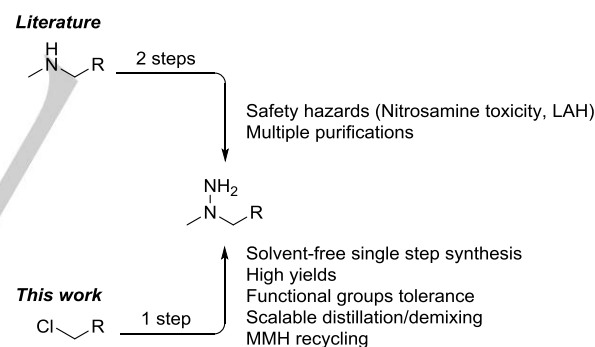
Abstract: Functionalized hydrazines and bishydrazines are interesting straightforward precursors for accessing higher nitrogenated compounds. They offer structural diversity and promising energetic properties as well, namely for propulsion applications. A novel and scalable synthesis has been developed for a new family of bishydrazines, starting from monomethylhydrazine (MMH). This solvent-free route represents a suitable alternative to the one described in the literature. It was extended to design a new family of unsymmetrical hydrazines bearing various functional groups. A selected series of promising compounds, densified with nitrogenated groups (amino, hydrazino or azido functions), was identified as a class of plausible candidates for liquid propulsion. Indeed, the energetic interest of such hydrazines was demonstrated by computing their heats of formation and specific impulse values in bipropellant systems. This led to theoretical energetic performances comparable to that of the MMH/N₂O₄ system already in use today.

Introduction

Rocket propellants performances are characterized by their specific impulse (I_{sp}). It is a function of the exit velocity of the exhaust gases, which is proportional to the combustion temperature and inversely proportional to the molecular weight of gaseous products. Besides, nitrogen-nitrogen bond energy increases significantly from a single over a double to a triple bond (respectively 159, 418 and 942 kJ.mol⁻¹). This implies that increasing the number of simple nitrogen-nitrogen bonds in a molecule results in higher, more positive heats of formation, which in turn translates to a greater combustion temperature.^[1] In this regard, new hydrazine derivatives should be useful energetic ingredients for higher performance space propellants. This is supported by their overall high positive heats of formation as well as their decomposition into nitrogen gas (28 g/mol). Functionalized hydrazines possess several advantages over low-molecular weight hydrazines already in use in the space industry. They tend to exhibit higher boiling points, higher thermal stabilities, and lower vapor pressures. The latter feature considerably decreases the risks of inhalation and/or explosion especially during the launchers loading step. Herein we consider a family of functionalized hydrazines and bishydrazines for applications in the field of energetic materials, in particular for space propulsion.^[2,3]

Bishydrazines have not been thoroughly studied in the literature, especially as potential energetic ingredients. Indeed, only a single bishydrazine synthesis was described,^[4] through the nitrosation/reduction of 1,2-dimethylethylenediamine (DMEDA). This synthesis involves highly toxic and carcinogenic nitrosamine derivatives and implies reduction conditions (LAH, Hydrogen high pressure, etc.) unsuitable for an industrial production.

We therefore propose a new, versatile and scalable route, – i.e. suitable for an industrial production – to access these new compounds. The synthetic strategy uses monomethylhydrazine (MMH) as the starting feedstock and the corresponding chloroalkyl substrates as functionalization reagents (Scheme 1).

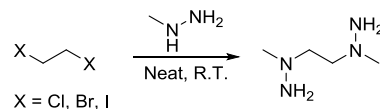


Scheme 1. General synthetic pathway for accessing functionalized hydrazines and bishydrazines.

We also report the results of our investigation into the energetic properties of these nitrogenated hydrazines. We selected the most relevant compounds for propulsion applications (N/C ratio ≥ 1) to perform impact sensitivity tests and DSC measurements. We have undertaken a theoretical approach to compute heats of formation (in the gas phase) using different chemical quantum methods, in association with isodesmic reactions. Calculated values were then injected into a thermodynamics code to perform specific impulse calculations on bipropellant systems involving these candidates as fuels, in association with N₂O₄ as the oxidizer.

Results and Discussion

Following this synthetic pathway, the reaction between dihalide derivatives and MMH was considered (Scheme 2).



Scheme 2. Synthetic pathway to access the described bishydrazine.

Preliminary synthesis essays

Preliminary tests were carried out on 1,2-dibromoethane and revealed its degradation by MMH resulting in an unworkable reaction crude. The ^1H NMR showed numerous peaks indicating side reactions are taking place. Therefore, the reactivity of the dihalide must be reduced in order to control or prevent this phenomenon. Hence, less reactive and cheaper chlorinated substrates were selected. This would also drastically increase the viability of this route on an industrial scale.

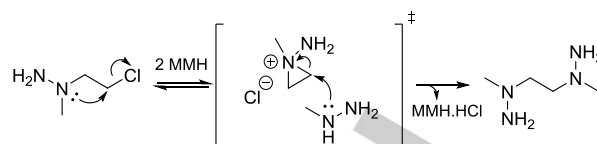
Synthetic route to the new bishydrazines

Unlike many nucleophilic species exhibiting slow kinetics towards chloride substitution, hydrazines possess a strong alpha effect.^[5,6] This considerably accelerates the kinetics of nucleophilic substitutions involving hydrazines which renders the above-mentioned synthetic pathway plausible. Since the modulation of the alpha effect by solvents is not well understood,^[7] this study was conducted without using solvents. The neat reaction of 1,2-dichloroethane (DCE) and MMH was described by Böhme *et al.*^[8] in order to access new functionalized hydrazines. The formation of a chloro-monohydrazinated compound was mentioned when the reaction was carried out using an excess of DCE, though no dihydrazinated compound was described.

Hence, it seemed necessary to study the selectivity of this reaction by varying the MMH/DCE ratio. In these experiments, the limiting reactant was added over 6 hours on the excess reagent by means of a syringe-pump and temperature was maintained at 20°C for 24h.

Results showed that the proportion of the monohydrazinated precursor is the highest when MMH was added slowly (over 12 hours) on 10 equivalents of DCE (Table 1, line 3). On the contrary, a 4-equivalent excess of MMH is sufficient to selectively favor the dihydrazinated precursor (Table 1, line 4). This can be attributed to the anchimeric assistance (neighboring group participation) in the monohydrazinated derivative leading to the aziridinium intermediate, which greatly facilitates the second substitution (Scheme 3).

However, in the latter conditions, the reaction mixture thickens rapidly, preventing the magnetic stirring from functioning properly. On the other hand, this reaction is highly exothermic, which could cause a reaction runaway. Hence, a larger excess of MMH seems preferable to carry out this synthesis, both to fluidize the reaction mixture and to dissipate the heat released during the reaction (Table 1, line 5).



Scheme 3. Mechanism of the dihydrazinated compound formation involving an aziridinium intermediate.

Table 1. Selectivity of the substitution reaction at various MMH/DCE ratios.

MMH equiv.	DCE equiv.	Monohydrazine[a]	Bishydrazine[a]
1	2	83	17
1	4	90	10
1	10	94	6
4	1	< 5	> 95
8	1	< 5	> 95

[a] compound percentage monitored by NMR.

The monohydrazinated compound was purified by fractional extraction using a 2 N hydrochloric acid solution. The fractions containing the chloro-monohydrazinated precursor were collected, leading to pure compound with a 25% yield. The dihydrazinated compound was purified by alkalization with a saturated sodium hydroxide solution, followed by a distillation under reduced pressure (63°C, 1 mbar, yield = 55%). This method also allows for the recycling of both the excess of MMH and the MMH.HCl by-product.

As this compound only gave two singlets in ^1H NMR, further analyses were conducted to confirm the bishydrazine's structure. Hence, in addition to ^{13}C NMR and MS analyses, the compound was treated with a 2 N hydrochloric aqueous solution in order to obtain crystals of its dihydrochloride salt and perform a single-crystal XRD measurement (Figure 1).

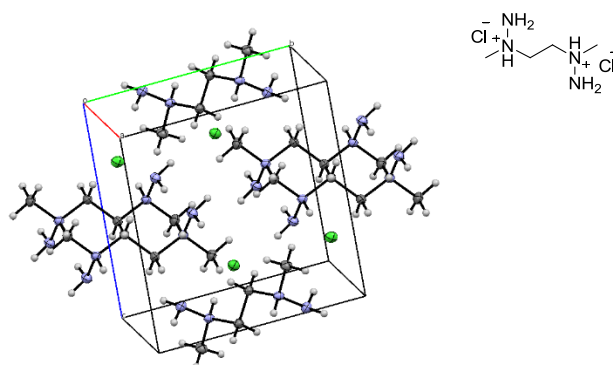
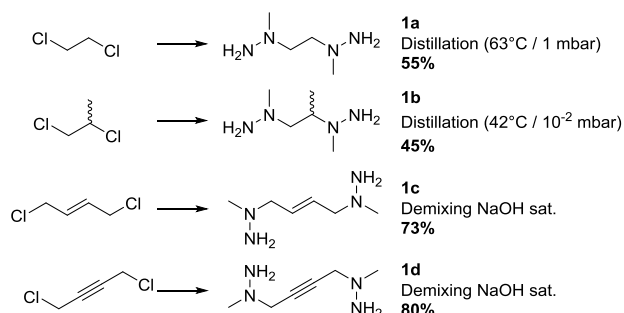


Figure 1. Unit cell of 1,1'-(ethane-1,2-diyl)bis(1-methylhydrazine).2HCl salt (ORTEP representation with 50% ellipsoid).

Scope and limitations

Structural diversity was ensured by extending this method to various dichloride substrates (Scheme 4). Bishydrazines **1a** and **1b** are volatile and were therefore purified by distillation. However, distillation attempts on bishydrazines **1c** and **1d** led to thermal degradation. Although less effective, a demixing

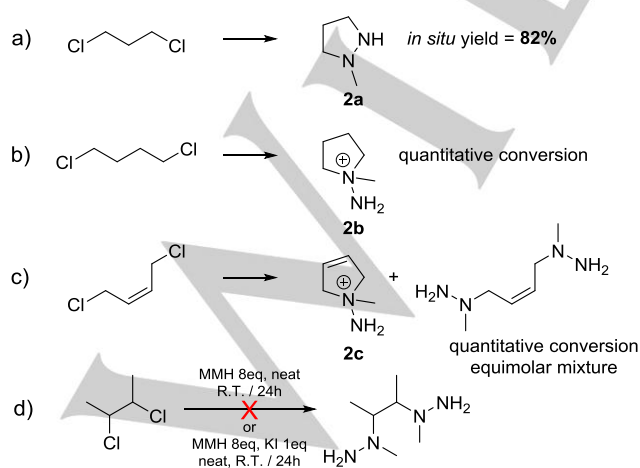
purification step was successfully carried out to extract these two bishydrazines from the reaction crude.



Scheme 4. Bishydrazines 1a to 1d obtained from the reaction between MMH and the corresponding dichloride substrate.

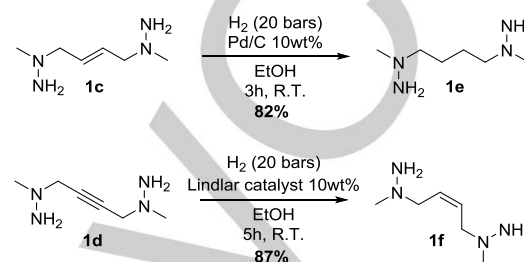
Disubstituted aliphatic alkynes give very weak C≡C stretching band in IR spectroscopy. A 135° DEPT NMR analysis was performed to confirm the structure of **1d**. The disappearance of the quaternary carbon signal as well as the phase shift of the methylene group suggest the expected alkyne structure was successfully obtained (see SI, Figure S1).

However, this synthesis displays some limitations arising from a side-reactivity observed for dihalogenated substrates presenting a saturated alkyl chain with $n > 2$. Thus, 1,3-dichloropropane and 1,4-dichlorobutane led to an intramolecular cyclization (Scheme 5, inputs a, b). As for (Z)-1,4-dichlorobut-2-ene, it quantitatively led to an equimolar mixture of the desired bishydrazine and the corresponding cyclized derivative (Scheme 5, input c). These substrates are prone to intramolecular cyclization, which is the main side-reaction that competes with the second substitution. The intramolecular cyclization is either kinetically much faster than the second substitution (inputs a, b) or showing a competitive rate when a pre-arranged unsaturated substrate is used (input c). In the case of 2,3-dichlorobutane, the reaction does not occur -even when potassium iodide is added- because of the lack of a primary halide, which inhibits the first substitution step and makes beta anchimeric assistance not possible (Scheme 5, input d). Results on bishydrazines **1a** to **1d** were patented in 2019.^[9]



Scheme 5. Limitations of the synthetic method (quantitative conversions were estimated by ¹H NMR).

As a non-separable mixture was obtained from (Z)-dichlorobut-2-ene, it was necessary to develop a hydrogenation strategy for compounds **1c** and **1d** in order to access the desired bishydrazines. Hydrogenation of compound **1c** led to 1,1'-(butan-1,4-diyl)bis(1-methylhydrazine) **1e** with a yield of 82%. Compound **1f** was obtained by partial hydrogenation of **1d** using a Lindlar catalyst (Scheme 6).

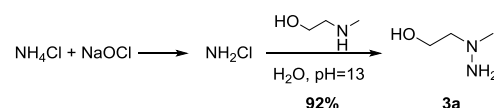


Scheme 6. Hydrogenation of unsaturated bishydrazines **1c** and **1d** leading to bishydrazines **1e** and **1f**.

MS analysis of bishydrazine **1e** revealed two fragments resulting from alpha cleavage and beta elimination following the protonation of the substituted nitrogen. The latter was only observed with this bishydrazine due to the availability of beta protons. The resulting fragment led to the formation of two additional adducts (see SI, Scheme S1). This confirmed the structure of this bishydrazine.

Extension of the scope to functionalized hydrazines

β-hydroxysubstituted hydrazines were first described by Porath *et al.*^[10] They were synthesized via N-nitrosation of 2-(methylamino)-ethanol with butylnitrite, followed by a reduction step with LAH. This synthesis raises the same toxicity and industrial incompatibility issues than that of the dihydrazinated derivatives described by Hogsett *et al.*^[4] Therefore, a new synthesis was developed,^[11] based on the laboratory expertise in monochloramine (NH₂Cl).^[12] The hydrazinated intermediate was then obtained by direct amination (Raschig process) of 2-(1-methylamino)ethanol with monochloramine (Scheme 7). This synthesis is less hazardous and offers a clearly better yield (crude yield estimated by GC/MS = 92%). However, it requires the use of an excess of aminoethanol, which hinders the purification of the hydroxylated hydrazine **3a**.^[11]



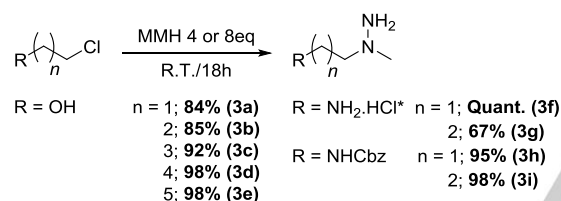
Scheme 7. Synthesis of 2-(1-methylhydrazinyl)-ethan-1-ol (**3a**) based on monochloramine.^[11]

Therefore, the aforementioned synthesis method employed for bishydrazines was adapted to chlorinated hydroxyalkyl

substrates to establish a broad approach for accessing hydroxyl-substituted hydrazines. This led to the corresponding hydroxylated hydrazines **3a** to **3e** (Scheme 8).

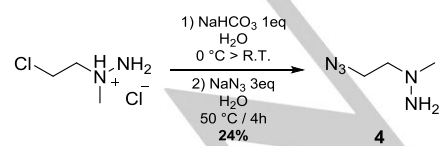
Moreover, aminated hydrazines **3f** and **3g** have been synthesized in the same conditions established for hydroxylated hydrazines with good yields (Scheme 8). An excess of MMH comparable to that used for the synthesis of bishydrazines (see Table 1, line 5) is necessary due to the neutralization of the commercial hydrochloride salt.

The amine function could generate some incompatibility issues in further reactivity studies involving the hydrazine function. Consequently, the introduction of a suitable protecting group was considered on the amine moieties. The carboxybenzoyl group (Cbz) was selected for its easy removal under mild catalytic hydrogenolysis conditions. These conditions are also likely to be compatible with the hydrazine moiety as well as its higher nitrogenated derivatives. The protection step should obviously take place prior to the introduction of the hydrazine function so as not to cause selectivity problems. The commercially available hydrochloride salts were treated with benzyl chloroformate (CbzCl) in an aqueous alkaline medium to afford excellent yields of the protected intermediates (see SI, Scheme S2). A subsequent nucleophilic substitution with MMH was performed to access hydrazines **3h** and **3i** with 95 and 98% yields (Scheme 8).



Scheme 8. Synthesis of functionalized hydrazines **3a** to **3i** starting from the corresponding chloroalkyl substrates and MMH (* the aminated hydrazines were obtained as neutral compounds R = NH₂).

Attempts at activating compound **3a** were performed using tosylchloride in order to densify the structures with nitrogenated functions. Unfortunately, only NH-tosylated by-products were obtained, indicative of the reactant's degradation. Hence, 2-chloroethylhydrazine^[8] was considered to access the corresponding β -azido hydrazine. This was facilitated by the selectivity study performed earlier (see Table 1). The hydrochloride salt of this precursor was neutralized before the aziding step (Scheme 9).



Scheme 9. One-pot aziding step leading to 1-(2-azidoethyl)-1-methylhydrazine (**4**).

However, the resulting hydrazine proved to be very difficult to extract from its aqueous medium. Additionally, the reaction is

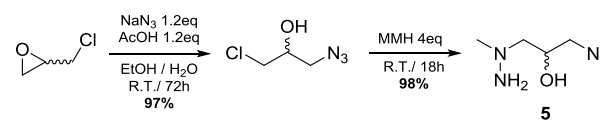
very slow at room temperature and leads to various by-products. Several solvents were tried to extract **4** from the aqueous medium, and dichloromethane gave best extraction results, its partition coefficient being 5 times higher than that of other organic solvents tested. However, as an excess of sodium azide was needed - otherwise, the reaction is very slow - using dichloromethane as an extraction solvent is not a good option, since the remaining NaN₃ can react with CH₂Cl₂ to yield extremely explosive diazomethane gas. Thus, ether was used to extract the product, yielding 24% of **4** (under optimized conditions: 20% KOH, continuous extraction for 7h at ether reflux).

The same approach was not possible with 1,3-dichloropropane, since the reaction of the latter with MMH does not lead to the corresponding γ -chlorohydrazine but to 1-methylpyrazolidine (Scheme 5, input a). As a consequence, the corresponding γ -azido hydrazine could not be obtained this way.

In a similar fashion, the aziding of dichloroalkyl substrates proved not to be selective towards monoazidation and led to unseparable mixtures (distillation of such highly nitrogenated compounds is too risky).

Synthesis of a bifunctionalized hydrazine

An alternate pathway was designed to access γ -azided hydrazines using epichlorohydrin as a starting material. Ring opening with sodium azide was described by Gharakhanian *et al.*^[13] Though the regioselectivity of this reaction is contrary to what is usually observed in acidic media, it is not discussed by the authors. The structure of this intermediate was studied by ¹H NMR (see SI, Figure S2), which showed that the most deshielded signal appears as a doublet of doublets of triplets (³J_{HH} = 6.6, 5.8, 4.4 Hz) and integrates for one proton. The other four diastereotopic protons appear as a doublet of doublets with an important roof effect. Geminal ²J_{HH} coupling constants were measured at 13.0 and 11.7 Hz. These data confirmed the structure of 1-azido-3-chloropropan-2-ol. The second step involves the nucleophilic substitution using MMH, which affords hydrazine **5** with a 98% yield (Scheme 10).



Scheme 10. Synthesis of hydrazine **5** starting from epichlorohydrin.

Energetic properties

The second part of this study consists in the investigation into the energetic potential of the most relevant synthesized hydrazines. Thereby, a series of energy-densified hydrazines (N/C ratio ≥ 1) were selected, namely bishydrazine **1a**, β -aminated hydrazine **3f**, β -azided hydrazine **4**, and γ -azided β -hydroxylated hydrazine **5**.

Impact sensitivity and thermal stability

First, their sensitivities towards impact were assessed using standard BAM tests.^[14] All four hydrazines showed no sensitivity to impact (ISI > 50 J) as a result of a series of ten tests, where each hydrazine was subjected to a 5 Kg-weight fall from a 1.019 m height.

On the other hand, their thermal stabilities were measured using DSC, which revealed two distinct behaviors. Indeed, both **1a** and **3f** have high thermal stabilities up to 246 and 223°C respectively. This can be attributed to the intermolecular hydrogen bonding network promoted by amino and hydrazino groups. On the other hand, **4** and **5** decompose at 153 and 140°C respectively, due to the presence of highly energetic and unstable azido groups. However, these decomposition temperatures are still higher than that of MMH, which is stable up to its boiling point if kept from contact with air (b. p. = 87.5°C).^[15]

Theoretical calculations of energetic performances

Quantum chemical calculations were performed in order to assess the heats of formation (HOF) of these polynitrogenated hydrazines. They were then injected into a thermodynamic code to estimate the specific impulse values for bipropellant propulsive systems involving these hydrazines as new rocket fuels.

Gas phase Heat of Formation

Before doing any quantum calculation, one ought to select a suitable model – that is the association of a method and a basis set. Quantum methods differ mostly in how they handle electron correlation, which is an essential parameter for accurately describing any molecular system. Moreover, since the determination of the HOF lies on differences between several enthalpies, the quantum methods used should be size-consistent. Previous studies on HOF quantum calculations were reported on related polynitrogenated compounds using various levels of theory.^[16,17] The resulting calculated HOF values were compared with experimental ones, to select the most appropriate and accurate level of theory for such compounds. According to these results, compound method CBS-QB3 is the most accurate. However compound methods are expensive and time consuming. Thereby, Density Functional Theory (DFT) methods were also considered. The B3LYP hybrid functional includes the effects of electron correlation and leads to well optimized structures for compounds containing first-row elements. There are also semi-empirical methods that use fitting parameters based on experimental data and which are good enough for structure optimization of small organic compounds. In this work, Gaussian software^[18,19] was used to carry out HOF calculations according to three types of quantum methods, with an increasing level of theory. First, geometry optimization and frequency calculations were carried out using the PM6 method. The same calculation procedure was then reiterated with the B3LYP/6-311+G(2d,p) level. Finally, HOF calculations were performed using compound method CBS-QB3 as the highest calculation level. The B3LYP/6-311+G(2d,p) level was chosen on purpose, as it is the one used by the CBS-QB3 method during the geometry optimization step.^[20,21]

The HOF cannot be calculated directly and thus one must include the compound of interest in a – often hypothetical – reaction. Isodesmic bond-separation reactions are largely used for this purpose since they were designed with error cancellation in mind. These hypothetical isodesmic reactions were used to calculate the HOF of the selected hydrazines **1a**, **3f**, **4** and **5** (see SI for reactions, Scheme S3).

For each hydrazine, the gas phase enthalpy of each species involved in these reactions were computed separately in order to determine $\Delta_f H^0$. They were then used in conjunction with

experimental HOF of these species^[22-25] to calculate the $\Delta_f H^0$ of the hydrazine (see SI for equations and values, Table S1).

In this work, the two main databases used for the experimental gas phase HOF values are the NIST WebBook of Chemistry^[22] and the Handbook of Chemistry & Physics.^[23] Calculated HOF using PM6, B3LYP/6-311+G(2d,p) (geometry optimization done with the same methods, respectively) and CBS-QB3 for the selected series of hydrazines are reported in Table 2.

Table 2. Computed gas phase HOF values for hydrazines **1a**, **3f**, **4** and **5**.

Hydrazine	Heat of formation ($\Delta_f H^0$ (g), kcal.mol ⁻¹)		
	PM6 ^[a]	B3LYP/6-311+G(2d,p) ^[a]	CBS-QB3
1a	51.93	44.42	42.30
3f	23.67	24.90	23.95
4	99.10	98.42	95.41
5	54.26	49.01	46.87

[a] geometry optimization done with the same theory level.

Calculation results showed that, for the four hydrazines, PM6 and CBS-QB3 give the highest and the lowest value respectively. As mentioned above, CBS-QB3 provides the most accurate HOF compared to experimental values. Thereby, one can conclude that the PM6-computed HOF values are slightly overestimated for hydrazines **1a**, **4** and **5**. However, the effect of this HOF overestimation on the energetic performance of the four hydrazines was further studied. Therefore, the specific impulses (I_{sp}) were calculated for propulsive systems involving each of the selected hydrazines using all the available HOF data.

Specific Impulse

I_{sp} values were computed with OPHELIE, which is a thermodynamic code used at ArianeGroup. It is a variant of the CEC71 program,^[26] which is one of the Chemical Equilibrium Calculations software programs used by NASA to calculate theoretical rocket performances. These calculations involve a number of assumptions. Among them, one can list complete, adiabatic combustion and ideal-gas law. Theoretical performance can vary depending on which assumptions were made for the same propellant and operating conditions. In this work, I_{sp} was calculated for a finite-area combustion (FAC) model, where the combustion chamber is assumed to have a constant cross-sectional area. Chamber pressure and area ratio ($\epsilon = A_e/A_t$) were set at 7 MPa and 40 respectively. In these conditions, the calculated HOF values were used for the computation of the I_{sp} in bipropellant systems with N₂O₄ as the oxidizer. For each hydrazine, several compositions were tested with varying Oxidizer/Fuel (O/F) ratios to maximize I_{sp} ($I_{sp \max}$). Results are depicted in Table 3.

Table 3. $I_{sp \max}$ computed with OPHELIE code for hydrazines **1a**, **3f**, **4** and **5**.

Hydrazine	Formula	O/F ratio	I_{sp} value (s)		
			PM6 ^[a]	B3LYP ^[a]	CBS-QB3 ^[a]

1a	C ₄ H ₁₄ N ₄	72/28	340.9	339.6	339.2
3f	C ₃ H ₁₁ N ₃	74/26	338.2	338.4	338.3
4	C ₃ H ₉ N ₅	64/36	341.5	341.3	340.6
5	C ₄ H ₁₁ N ₅ O	64/36	334.3	333.3	332.9

[a] I_{sp} values based on HOF values that were calculated with this level of theory.

One can observe that PM6-computed HOF led to I_{sp} values that are close to those obtained from B3LYP and CBS-QB3-computed HOF. The latter methods provide an accurate prediction of specific impulses as the corresponding HOF discrepancies were not transferred to the I_{sp} values (less than 1 point). In all cases, these discrepancies are of low consequence for energetic performance assessments and this method can be used to get a quick order of magnitude for HOF (and thus I_{sp}) values, while B3LYP and CBS-QB3 give more reliable results for this study.

Moreover, the calculated specific impulses indicate that the energetic performance of **1a** and **4** is comparable to the one of the MMH/N₂O₄ system already in use (I_{sp max} = 341.3 s based on experimental HOF (MMH) = 12.68 kcal.mol⁻¹).^[27] However, the **4**-based system (N/C ratio > 1) requires a lower oxidizer amount compared to **1a** (N/C ratio = 1) or MMH-based (O/F ratio = 70/30) ones. On the other hand, the introduction of an OH group in the molecule drops its performance by 8 points (**4** and **5**). The same trend can be observed to a lesser extent when comparing the N/C ratios of **4** (N/C ratio > 1) and **3f** (N/C ratio = 1), for which the maximum I_{sp} value is around 3 points lower.

Conclusion

A novel and versatile synthesis for a family of functionalized hydrazines and bishydrazines is reported. It is based on the alkylation of MMH by chloroalkyl substrates. This synthesis is versatile and led to four new bishydrazines and eleven functionalized hydrazines. Its main limitations were observed in the case of substrates prone to intramolecular cyclization or presenting secondary halides. The properties of the four most energetic hydrazine derivatives revealed low sensitivities to impact and good thermal stabilities. Their HOF values were computed using three different levels of theory (PM6, B3LYP and CBS-QB3 chemical quantum methods) and were then used for assessing the energetic performances of the selected hydrazines in bipropellant systems with N₂O₄ as the oxidizer. Three of the studied hydrazines exhibit I_{sp max} values similar to that of the MMH/N₂O₄ propellant system. These results establish this class of hydrazine derivatives as key ingredients for new rocket fuels, offering structural diversity and promising energetic prospects simultaneously.

Experimental Section

General procedure for the synthesis of bishydrazines **1a** to **1d**

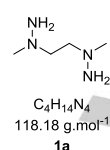
MMH (8eq) was introduced into a double-jacketed vessel and the temperature was set at 20°C by means of a cryothermostat. An Argon

atmosphere was set up and the dichloride substrate (1eq) was added dropwise over 6 h by means of a syringe-pump. The reaction mixture was stirred for 18 h at 20°C, after which the reaction crude was subjected to either of the following work-up methods:

A) Distillation: The reaction mixture was alkalized with a freshly prepared saturated aqueous solution of NaOH and the volatile species were evaporated under reduced pressure. A filtration step of salts formed, followed by vacuum distillation led to a pure compound.

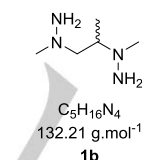
B) Demixing: The reaction mixture was alkalized with a large excess of a saturated aqueous solution of NaOH, until total demixing of the compound. The organic phase was separated, filtered off to get rid of residual salts and the volatile species were evaporated under reduced pressure, leading to a pure compound.

1,1'-(Ethane-1,2-diyl)bis(1-methylhydrazine) (**1a**)



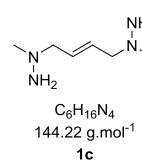
Compound prepared from DCE (15.0 mL, 189.5 mmol) and purified according to method A (1 mbar, 63 °C) leading to 12.39 g (55%) of colourless liquid at R. T. (20 °C). ¹H NMR (D₂O, 25 °C, 300 MHz): δ (ppm)=2.44 (s, 6H, NMe), 2.70 (s, 4H, NCH₂); ¹³C {¹H} NMR (D₂O, 25 °C, 75 MHz): δ (ppm)=47.3 (NMe), 58.3 (NCH₂); ¹⁵N NMR (CD₃NO₂, 25 °C, 50 MHz): δ (ppm)=66.0 (NH₂NMe), 93.4 (NH₂NMe); HRMS (ESI⁺): [M+H]⁺ m/z=119.1291 (calcd.), 119.1287 (found); IR (Golden Gate, ν (cm⁻¹)) = 3301 (w), 3138 (w), 2943 (m), 2831 (m), 2770 (m), 1602 (m), 1445 (m), 1324 (w), 1058 (m), 1025 (m), 957 (m), 847 (w), 797 (m), 768 (m), 584 (w), 550 (w), 531 (w), 500 (m), 483 (m), 467 (m). DSC (Medium pressure Steel crucible, -50 to 400°C, 5°C/min): T_d (onset) = 246°C; ISI (BAM, constant energy) > 50 J.

1,1'-(Propane-1,2-diyl)bis(1-methylhydrazine) (**1b**)



Compound prepared from 1,2-dichloropropane (20.0 mL, 204.6 mmol) and purified according to method A (10⁻² mbar, 42 °C), leading to 12.22 g (45%) of colourless liquid at R. T. (16 °C). ¹H NMR (CDCl₃, 25 °C, 300 MHz): δ (ppm)=0.67 (d, 3H, CHMe, J=6.6 Hz), 1.95 (dd, 1H, CHCHMe, J=12.5, 5.2 Hz), 2.19-2.23 (s, 6H, NMe), 2.41 (dd, 1H, CHCHMe, J=12.5, 8.0 Hz), 2.69 (ddq, 1H, CH₂CHMe, J=8.0, 6.6, 5.2 Hz), 2.80 (s(b), 4H, NNH₂); ¹³C {¹H} NMR (CDCl₃, 25 °C, 75MHz): δ (ppm)=10.9 (CHMe), 45.7 (MeNNH₂CHMe), 50.5 (MeNNH₂CH₂CHMe), 59.3 (CHMe), 66.5 (NCH₂CHMe); ¹⁵N NMR (CD₃NO₂, 25 °C, 50 MHz): δ (ppm)=66.1 (NH₂N(Me)CHMe), 68.3 (NH₂N(Me)CH₂), 83.6 (NH₂N(Me)CHMe), 94.0 (NH₂N(Me)CH₂); HMRS (ESI⁺): [M+H]⁺ m/z=133.1448 (calcd.), 133.1441 (found); IR (Golden Gate, ν (cm⁻¹)) = 3301 (w), 3149 (w), 2967 (w), 2942 (w), 2834 (w), 2785 (w), 1593 (m), 1571 (m), 1445 (m), 1419 (w), 1377 (w), 1308 (w), 1262 (w), 1106 (m), 1091 (m), 1069 (m), 1040 (m), 974 (m), 956 (m), 930 (m), 912 (m), 890 (m), 824 (m), 802 (m), 774 (m), 746 (m), 673 (m), 582 (m), 572 (m), 558 (m), 546 (m), 538 (m), 520 (m), 513 (m), 500 (m), 491 (m), 476 (m), 465 (m).

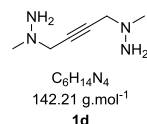
1,1'-((E)-But-2-ene-1,4-diyl)bis(1-methylhydrazine) (**1c**)



Compound prepared from (E)-1,4-dichlorobut-2-ene (15.0 mL, 141.6 mmol) and purified according to method B, leading to 14.99 g (73%) of amber liquid at R. T. (22 °C). ¹H NMR (CDCl₃, 25°C, 300 MHz): δ (ppm)=2.38 (s, 6H, MeNNH₂), 2.91 (s(b), 4H, NNH₂), 3.03 (dd, 4H, NCH₂CH, J=3.6, 1.7 Hz), 5.64 (m, 2H, NCH₂CH); ¹³C {¹H} NMR (CDCl₃, 25 °C, 75 MHz): δ (ppm)=48.8 (MeNNH₂), 65.1 (NCH₂CH), 130.6 (NCH₂CH); ¹⁵N NMR (CD₃NO₂, 25 °C, 50 MHz): δ (ppm)=67.8 (NH₂N(Me)CH₂), 92.6 (NH₂N(Me)CH₂); HRMS (ESI⁺): [M+H]⁺ m/z=145.1448 (calcd.), 145.1441 (found); IR (Golden Gate, ν (cm⁻¹)) = 3302 (m), 2948 (m), 2834 (m), 2785 (m), 1607 (m),

1448 (m), 1414 (w), 1368 (w), 1233 (w), 1026 (m), 976 (m), 826 (m), 763 (m), 661 (m), 640 (m), 617 (m), 591 (m), 551 (m), 544 (m).

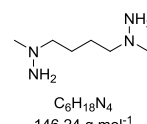
1,1'-(But-2-yne-1,4-diyil)bis(1-methylhydrazine) (1d)


 $C_6H_{14}N_4$
 $142.21 \text{ g.mol}^{-1}$
1d

Compound prepared from 1,4-dichlorobut-2-yne (11.6 mL, 118.7 mmol) and purified according to method B, leading to 13.48 g (80%) of yellow liquid at R. T. (23 °C). ^1H NMR (CDCl_3 , 25 °C, 300 MHz): δ (ppm)=2.50 (s, 6H, *NMe*), 3.20 (s(b), 4H, *NNH}_2*), 3.52 (s, 4H, *NCH}_2\text{C}*); ^{13}C $\{^1\text{H}\}$ NMR (CDCl_3 , 25 °C; 75 MHz): δ (ppm)=47.5 (*NMe*), 51.8 (*NCH}_2*), 79.9 (*CH}_2\text{C}*); ^{15}N NMR (CD_3NO_2 , 25 °C, 50 MHz): δ (ppm)=61.1 (*NH}_2\text{N(Me)CH}_2*), 89.1 (*NH}_2\text{N(Me)CH}_2*); HRMS (ESI⁺): [*M+H*]⁺ *m/z*=143.1291 (calcd.), 143.1292 (found); IR (Golden Gate, ν (cm^{-1})) = 3296 (w), 2946 (w), 2781 (w), 1603 (m), 1445 (m), 1324 (m), 1098 (m), 1028 (m), 949 (m), 800 (m), 643 (m).

Synthesis of bishydrazines 1e and 1f by catalytic hydrogenation

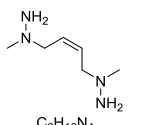
1,1'-(Butane-1,4-diyil)bis(1-methylhydrazine) (1e)


 $C_6H_{18}N_4$
 $146.24 \text{ g.mol}^{-1}$
1e

Hydrazine **1c** (2.42 g, 16.76 mmol) was introduced into a 300 mL thermostated hydrogenation reactor and diluted in 100 mL of absolute ethanol. Pd/C catalyst was then added (247.0 mg, 1wt% Pd) and a 20 bars hydrogen atmosphere was set up in the reactor. The reaction was allowed to continue for 5h at 20°C, after which the reaction mixture was filtered off on celite and the solvent evaporated under vacuum to lead to pure compound as a yellow liquid (2.01g, 82%).

^1H NMR (CDCl_3 , 25°C, 300 MHz): δ (ppm)=1.54 (quint., 4H, *MeNCH}_2\text{CH}_2*, *J*=3.5 Hz), 2.42 (m, 4H, *MeNCH}_2\text{CH}_2*), 2.43 (s, 6H, *MeN*), 2.85 (s(b), 4H, *NNH}_2*); ^{13}C $\{^1\text{H}\}$ NMR (CDCl_3 , 25°C, 75 MHz): δ (ppm) = 25.3 (*MeNCH}_2\text{CH}_2*), 49.8 (*MeN*), 63.4 (*MeNCH}_2\text{CH}_2*); ^{15}N NMR (CD_3NO_2 , 25°C, 50 MHz): δ (ppm) = 68.3 (*NH}_2\text{N(Me)CH}_2*), 92.7 (*NH}_2\text{N(Me)CH}_2*); HMRS (ESI⁺): [*M+H*]⁺ *m/z*=147.1604 (calcd.), 147.1605 (found); [*M+Na*]⁺ *m/z*=169.1424 (calcd.), 169.1426 (found); IR (Golden Gate, ν (cm^{-1})): 3295 (w), 2942 (m), 2783 (m), 1599 (w), 1446 (m), 1377 (w), 1051 (m), 940 (m), 821 (m).

1,1'-(*Z*-But-2-ene-1,4-diyil)bis(1-methylhydrazine) (1f)


 $C_6H_{16}N_4$
 $144.22 \text{ g.mol}^{-1}$
1f

Hydrazine **1d** (2.50 g, 17.56 mmol) was introduced into a 300 mL thermostated hydrogenation reactor and diluted in 100 mL of absolute ethanol. The mixture was then loaded with Lindlar catalyst (247.0 mg, 10wt%) and a 20 bars hydrogen atmosphere was set up in the vessel. The reaction continued for 3h at 20°C, after which the reaction mixture was filtered off on celite and the solvent was evaporated under reduced pressure, yielding the pure compound as an orange liquid (2.22 g, 88%).

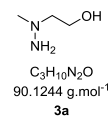
^1H NMR (CDCl_3 , 25°C, 300 MHz): δ (ppm) = 2.47 (s, 6H, *NMe*), 3.17 (dd, 4H, *NCH}_2*, *J*=1.1, 4.1 Hz), 5.73 (m, 2H, *NCH}_2\text{CH}*); ^{13}C $\{^1\text{H}\}$ NMR (CDCl_3 , 25°C, 75 MHz): δ (ppm) = 49.3 (*NMe*), 60.1 (*NCH}_2*), 129.5 (*NCH}_2\text{CH}*); ^{15}N NMR (CD_3NO_2 , 25°C, 50 MHz): δ (ppm) = 68.5 (*NH}_2\text{N(Me)CH}_2*), 93.3 (*NH}_2\text{N(Me)CH}_2*); HRMS (ESI⁺): [*M+H*]⁺ *m/z*=145.1448 (calcd.), 145.1448 (found), [*M+Na*]⁺ *m/z*=167.1267 (calcd.), 167.1267 (found); IR (Golden Gate, ν (cm^{-1})) = 3301(w), 3138(w), 2946(w), 2830(w), 2774(w), 1601(w), 1446(m), 1320(w), 1256(w), 1107(w), 1030(m), 939(m), 828(m), 696(w), 567(w), 536(w), 520(w), 513(w), 502(w), 492(w), 482(w).

General procedure for the synthesis of hydrazines 3a to 3e

An inert Argon atmosphere was set-up inside a thermostated double-jacketed vessel, then MMH (4eq) was introduced at 20°C. The

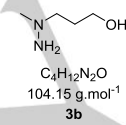
chlorinated hydroxyalkyl substrate (1eq) was added slowly (over 6h) by means of a syringe-pump and the solution was stirred for an additional 18h at 20°C. The reaction mixture was then alkalinized by adding a freshly prepared aqueous solution of NaOH (50wt%, 2.05eq). The reaction crude was then evaporated under reduced pressure to remove residual MMH and water and then diluted in acetonitrile in order to precipitate salts, which were filtered off. The solvent was then evaporated under reduced pressure, leading to a pure compound.

2-(1-Methylhydrazinyl)ethan-1-ol (3a)


 $C_3H_{10}N_2O$
 $90.1244 \text{ g.mol}^{-1}$
3a

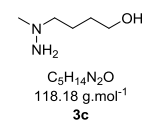
Compound prepared from 2-chloroethan-1-ol (16.7 mL, 248 mmol), yielding 18.522 g (83%) as a colorless liquid at R. T. (23°C). *d* (23.3°C) = 1.0234; ^1H NMR (CDCl_3 , 25°C, 300 MHz): δ (ppm)=2.47 (s, 3H, *NMe*), 2.52 (m, 2H, *NCH}_2\text{CH}_2\text{OH}*), 3.59 (s(b), 3H, *MeN(NH}_2\text{)CH}_2\text{CH}_2\text{OH}*), 3.72 (m, 2H, *NCH}_2\text{CH}_2\text{OH}*); ^{13}C $\{^1\text{H}\}$ NMR (CDCl_3 , 25°C, 75 MHz): δ (ppm) = 51.7 (*NMe*), 61.9 (*CH}_2\text{OH}*), 62.2 (*CH}_2\text{N}*); ^{15}N NMR (CD_3NO_2 , 25°C, 50 MHz): δ (ppm) = 66.4 (*NH}_2\text{NMe}*), 91.8 (*NH}_2\text{NMe}*). HRMS (ESI⁺): [*M+H*]⁺ *m/z* = 91.0866 (calcd.), 91.0862 (found); [*M+Na*]⁺ *m/z* = 113.0685 (calcd.), 113.0686 (found); IR (Golden Gate, ν (cm^{-1})) = 3301 (m(b)), 2946 (m), 2836 (m), 2789 (m), 1607 (w), 1448 (m), 1364 (w), 1272 (w), 1079 (m), 1034 (m), 880 (m), 833 (w), 770 (m), 599 (w), 681 (w), 631 (w), 555(m), 538 (m), 480 (m), 472 (m).

3-(1-Methylhydrazinyl)propan-1-ol (3b)


 $C_4H_{12}N_2O$
 $104.15 \text{ g.mol}^{-1}$
3b

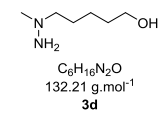
Compound prepared from 3-chloropropan-1-ol (44 mL, 526.4 mmol), yielding 53.26 g (97%) as a colorless liquid at R. T. (19 °C). ^1H NMR (CDCl_3 , 25 °C, 300 MHz): δ (ppm)=1.74 (tt, 2H, *NCH}_2\text{CH}_2\text{CH}_2\text{OH}*, *J*=5.8, 5.4 Hz), 2.47 (s, 3H, *NMe*), 2.61 (t, 2H, *NCH}_2\text{CH}_2\text{CH}_2\text{OH}*, *J*=5.8 Hz), 3.52 (s(b), 3H, *CH}_2\text{OH}*, *NNH}_2*), 3.70 (t, 2H, *NCH}_2\text{CH}_2\text{CH}_2\text{OH}*, *J*=5.4 Hz); ^{13}C $\{^1\text{H}\}$ NMR (CDCl_3 , 25 °C, 75 MHz): δ (ppm)=29.6 (*NCH}_2\text{CH}_2\text{CH}_2\text{OH}*), 50.4 (*NMe*), 62.6 (*NCH}_2\text{CH}_2\text{CH}_2\text{OH}*), 63.2 (*NCH}_2\text{CH}_2\text{CH}_2\text{OH}*); ^{15}N NMR (CD_3NO_2 , 25 °C, 50 MHz): δ (ppm)=67.9 (*NH}_2\text{N(Me)CH}_2*), 91.4 (*NH}_2\text{N(Me)CH}_2*); HRMS (ESI⁺): [*M+H*]⁺ *m/z*=105.1022 (calcd.), 105.1025 (found), [*M+Na*]⁺ *m/z*=127.0842 (calcd.), 127.0845 (found); IR (Golden Gate, ν (cm^{-1})) = 3300 (m(b)), 2944 (m), 2846 (m), 1609 (w), 1450 (w), 1377 (w), 1219 (w), 1058 (m), 969 (w), 930 (w), 822 (w), 750 (m), 695 (m), 676 (m), 659 (m), 634 (m), 624 (m), 582 (m), 568 (m), 481 (m), 466 (m), 456 (m).

4-(1-Methylhydrazinyl)butan-1-ol (3c)


 $C_5H_{14}N_2O$
 $118.18 \text{ g.mol}^{-1}$
3c

Compound prepared from 4-chlorobutan-1-ol (4.2 mL, 35.4 mmol), yielding 4.59 g (92%) as a yellow liquid at R. T. (21°C). ^1H NMR (CDCl_3 , 25 °C, 300 MHz): δ (ppm)=1.67 (m, 4H, *NCH}_2\text{CH}_2\text{CH}_2\text{CH}_2\text{OH}*), 2.48 (t, 2H, *NCH}_2\text{CH}_2\text{CH}_2\text{CH}_2\text{OH}*, *J*=5.9 Hz), 2.50 (s, 3H, *NMe*), 3.59 (t, 2H, *NCH}_2\text{CH}_2\text{CH}_2\text{CH}_2\text{OH}*, *J*=5.1 Hz), 3.85 (s(b), 3H, *CH}_2\text{OH}*, *NNH}_2*); ^{13}C $\{^1\text{H}\}$ NMR (CDCl_3 , 25 °C, 75 MHz): δ (ppm)=25.7 (*NCH}_2\text{CH}_2\text{CH}_2\text{CH}_2\text{OH}*), 32.0 (*NCH}_2\text{CH}_2\text{CH}_2\text{CH}_2\text{OH}*), 49.8 (*NMe*), 62.8-63.0 (*NCH}_2\text{CH}_2\text{CH}_2\text{CH}_2\text{OH}*); HRMS (ESI⁺): [*M+Na*]⁺ *m/z*=119.1179 (calcd.), 119.1178 (found).

5-(1-Methylhydrazinyl)pentan-1-ol (3d)


 $C_6H_{16}N_2O$
 $132.21 \text{ g.mol}^{-1}$
3d

Compound prepared from 5-chloropentan-1-ol (1.06 mL, 8.2 mmol), yielding 1.06 g (98%) as a colorless liquid at R. T. (21°C). ^1H NMR (CDCl_3 , 25 °C, 300 MHz): δ (ppm)=1.41 (m, 2H, *NCH}_2\text{CH}_2\text{CH}_2\text{CH}_2\text{CH}_2\text{OH}*), 1.57 (m, 4H, *NCH}_2\text{CH}_2\text{CH}_2\text{CH}_2\text{CH}_2\text{OH}*), 2.45 (t, 2H, *NCH}_2\text{CH}_2\text{CH}_2\text{CH}_2\text{CH}_2\text{OH}*, *J*=7.2 Hz), 2.46 (s, 3H, *NMe*), 2.90 (s(b), 3H, *CH}_2\text{OH}*, *NNH}_2*), 3.63 (t, 2H, *NCH}_2\text{CH}_2\text{CH}_2\text{CH}_2\text{CH}_2\text{OH}*, *J*=6.4 Hz); ^{13}C $\{^1\text{H}\}$ NMR (CDCl_3 , 25 °C, 75 MHz): δ (ppm)=23.5 (*NCH}_2\text{CH}_2\text{CH}_2\text{CH}_2\text{CH}_2\text{OH}*), 27.2 (*NCH}_2\text{CH}_2\text{CH}_2\text{CH}_2\text{CH}_2\text{OH}*), 32.6

(NCH₂CH₂CH₂CH₂CH₂OH), 49.7 (NMe), 62.7-63.3 (NCH₂CH₂CH₂CH₂CH₂OH); HRMS (ESI⁺): [M+H]⁺ m/z=133.1335 (calcd.), 133.1335 (found).

6-(1-Methylhydrazinyl)hexan-1-ol (3e)



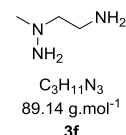
Compound prepared from 6-chlorohexan-1-ol (1.02 mL, 7.3 mmol) yielding 1.05 g (98%) as a colorless liquid at R. T. (21°C). ¹H NMR (CDCl₃, 25 °C, 300 MHz): δ (ppm) = 1.36 (m, 4H, NCH₂CH₂CH₂CH₂CH₂OH), 1.53 (m, 4H,

NCH₂CH₂CH₂CH₂CH₂CH₂OH), 2.43 (t, 2H, NCH₂CH₂CH₂CH₂CH₂CH₂OH, J=7.5 Hz), 2.44 (s, 3H, NMe), 2.81 (s(b), 3H, CH₂OH, NNH₂), 3.61 (t, 2H, NCH₂CH₂CH₂CH₂CH₂CH₂OH, J=6.5 Hz); ¹³C {¹H} NMR (CDCl₃, 25 °C, 75 MHz): δ (ppm)=25.8 (NCH₂CH₂CH₂CH₂CH₂CH₂OH), 27.1 (NCH₂CH₂CH₂CH₂CH₂CH₂OH), 27.5 (NCH₂CH₂CH₂CH₂CH₂CH₂OH), 32.8 (NCH₂CH₂CH₂CH₂CH₂CH₂OH), 49.7 (NMe), 62.8-63.4 (NCH₂CH₂CH₂CH₂CH₂CH₂OH); HRMS (ESI⁺): [M+H]⁺ m/z=147.1492 (calcd.), 147.1486 (found).

General procedure for the synthesis of hydrazines 3f and 3g

An inert Argon atmosphere was set-up inside a thermostated double-jacketed vessel. MMH (8eq) was then introduced into it and the temperature was maintained 20°C. Chloroalkylamine hydrochloride (1eq) was then added by portions and the reaction mixture was stirred for 18h at 20°C, after which it was alkalized using an aqueous solution of NaOH (1.05eq, 50wt%). The reaction crude was then evaporated under reduced pressure, to get rid of water and residual MMH, and it was diluted in acetonitrile to precipitate salts which were filtered off. Solvent was evaporated under reduced pressure, leading to pure hydrazine.

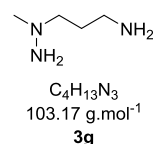
2-(1-Methylhydrazinyl)ethan-1-amine (3f)



Compound prepared from 2-chloroethylamine hydrochloride (10.0 g, 86.2 mmol) yielding 7.96 g (Quant.) as a pale pink liquid at R. T. (22°C). d (21.6°C) = 1.0402; ¹H NMR (D₂O, 25 °C, 300 MHz): δ (ppm)=2.45 (s, 3H, NMe), 2.63 (m, 2H, H₂NN(Me)CH₂), 2.80 (m, 2H, CH₂NH₂); ¹³C {¹H} NMR (DMSO d₆, 25 °C, 75 MHz):

δ (ppm)=39.2 (CH₂NH₂), 49.9 (NMe), 64.3 (H₂NN(Me)CH₂); ¹⁵N NMR (DMSO d₆/CD₃NO₂ (50/50), 25 °C, 50 MHz): δ (ppm)=20.0 (CH₂NH₂), 63.4 (NH₂N(Me)CH₂), 91.9 (NH₂N(Me)CH₂); HRMS (ESI⁺): [M+H]⁺ m/z=90.1026 (calcd.), 90.1032 (found), [M+Na]⁺ m/z=112.0845 (calcd.), 112.0856 (found), [2M+H]⁺ m/z=179.1979 (calcd.), 179.1989 (found), [2M+Na]⁺ m/z=201.1798 (calcd.), 201.1816 (found); IR (Golden gate, ν (cm⁻¹)) = 3282 (w(b)), 2947 (w), 2880 (w), 2843 (w), 2791 (w), 1603 (w), 1449 (w), 1361 (w), 1326 (w), 948 (w), 877 (w), 830 (w), 761 (m); DSC (Medium pressure Steel crucible, -50 to 400°C, 5°C/min): T_b (onset) = 136°C, T_d (onset) = 223°C; ISI (BAM, constant energy) > 50 J.

3-(1-Methylhydrazinyl)propan-1-amine (3g)



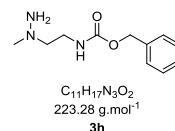
Compound prepared from 3-chloropropylamine hydrochloride (2.00 g, 15.4 mmol) yielding 1.06 g (67%) as an orange liquid at R. T. (18°C). ¹H NMR (CDCl₃, 25 °C, 300 MHz): δ (ppm) = 1.65 (quint., 2H, NCH₂CH₂CH₂NH₂, J=7.0 Hz), 2.44 (s, 3H, NMe), 2.47 (t, 2H, NCH₂CH₂CH₂NH₂, J=7.0 Hz), 2.75 (t, 2H, NCH₂CH₂CH₂NH₂, J=7.0 Hz); ¹³C {¹H} NMR (CDCl₃, 25 °C, 75 MHz): δ (ppm) = 31.5 (NCH₂CH₂CH₂NH₂), 40.5 (NCH₂CH₂CH₂NH₂), 50.0 (NMe), 61.3 (NCH₂CH₂CH₂NH₂).

General procedure for the synthesis of hydrazines 3h and 3i

The Cbz-protected chloroalkylamine precursor (1eq, see SI for synthesis procedure details) was introduced under Argon into a 25 mL schlenk tube

and its temperature was maintained at 20°C by means of a cryothermostat. MMH (circa 8eq) was then added and the reaction mixture was stirred overnight at 20°C, after which it was neutralized by adding a saturated aqueous solution of NaOH (1.05eq). The aqueous phase was extracted with dichloromethane and the organic phases were collected, dried over MgSO₄ and evaporated under reduced pressure leading to a pure compound.

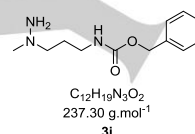
Benzyl (2-(1-methylhydrazinyl)ethyl)carbamate (3h)



Compound prepared from Benzyl (2-chloroethyl)carbamate (17.0 g, 79.6 mmol) yielding 17.39 g (97%) as a colorless liquid at R. T. (33 °C).

¹H NMR (CDCl₃, 25 °C, 300 MHz): δ (ppm)=2.48 (s, 3H, NMe), 2.52 (t, 2H, MeNCH₂CH₂NHCO₂, J=5.5 Hz), 2.80 (s(b), 2H, NNH₂), 3.37 (q, 2H, MeNCH₂CH₂NHCO₂, J=5.5 Hz), 5.10 (s, 2H, NHCO₂CH₂), 5.70 (s(b), 1H, CO₂NH), 7.36-7.73 (m, 5H, H_{aro}); ¹³C {¹H} NMR (CDCl₃, 25 °C, 75 MHz): δ (ppm)=39.5 (MeNCH₂CH₂NHCO₂), 51.3 (MeN), 60.9 (MeNCH₂CH₂NHCO₂), 66.7 (CO₂CH₂), 128.1-128.2-128.6 (C_{aro}), 136.9 (OCH₂C), 156.6 (C=O); ¹⁵N NMR (CD₃NO₂, 25 °C, 50 MHz): δ (ppm)=64.9 (NH₂/NMe), 80.8 (NHC(O)), 90.8 (NH₂); HRMS (ESI⁺): [M+H]⁺ m/z=224.1394 (calcd.), 224.1391 (found), [M+Na]⁺ m/z=246.1213 (calcd.), 246.1208 (found); IR (Golden gate, ν (cm⁻¹)) = 3326 (w(b)), 3033 (w), 2948 (w), 2837 (w), 2793 (w), 1699 (s), 1599 (w), 1521 (m), 1454 (m), 1408 (w), 1329 (w), 1249 (s), 1140 (m), 1047 (m), 1014(m), 907 (w), 827 (w), 774 (w), 736 (m), 697 (s), 636 (w), 608 (w), 574 (w), 538 (w), 517 (w), 491 (w), 460 (m).

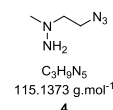
Benzyl (3-(1-methylhydrazinyl)propyl)carbamate (3i)



Compound prepared from Benzyl (3-chloropropyl)carbamate (821.6 mg, 3.6 mmol) yielding 841.5 mg (98%) as a yellow liquid at R. T. (33 °C). ¹H NMR (CDCl₃, 25 °C, 300 MHz): δ (ppm) = 1.74 (quint., 2H, MeNCH₂CH₂CH₂NH, J=6.4 Hz), 2.46 (s, 3H, MeN), 2.50 (t, 2H,

MeNCH₂CH₂CH₂NH, J=6.4 Hz), 3.28 (q, 2H, MeNCH₂CH₂CH₂NH, J=6.4 Hz), 5.09 (s, 2H, CO₂CH₂), 5.48 (s(b), 1H, CO₂NH), 7.29-7.36 (m, 5H, H_{aro}); ¹³C {¹H} NMR (CDCl₃, 25 °C, 75 MHz): δ (ppm)=27.4 (N(Me)CH₂CH₂CH₂N), 40.2 (N(Me)CH₂CH₂CH₂N), 50.5 (NMe), 61.2 (N(Me)CH₂CH₂CH₂N), 66.6 (CO₂CH₂), 128.2-128.6 (C_{aro}), 136.9 (OCH₂C), 156.6 (C=O); ¹⁵N NMR (CD₃NO₂, 25 °C, 50 MHz): δ (ppm)=66.6 (NH₂/NMe), 81.7 (NHC(O)), 90.9 (NH₂); HRMS (ESI⁺): [M+H]⁺ m/z=238.1550 (calcd.), 238.1547 (found), [M+Na]⁺ m/z=260.1369 (calcd.), 260.1367 (found), [2M+Na]⁺ m/z=497.2847 (calcd.), 497.2843 (found).

Synthesis of 1-(2-azidoethyl)-1-methylhydrazine (4)

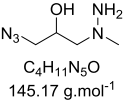


An aqueous solution of 1-(2-chloroethyl)-1-methylhydrazine hydrochloride (7.35 g, 50.9 mmol in 100 mL water, see SI for synthesis procedure details) was introduced into a 250 mL two-neck round-bottomed flask.

The solution was cooled at 0°C and neutralized by adding NaHCO₃ (4.28g, 51 mmol). When the solution temperature increased to room temperature, 10.17g of NaN₃ (156 mmol) were added by portions to the reaction mixture, which was then stirred for 6h at 50°C. Afterwards, the solution was alkalized with potassium hydroxide (30 g) and continuously extracted with ether (150 mL) for 10h. The organic phase was dried over Na₂SO₄ and evaporated leading to hydrazine 3f as a yellow liquid (yield = 24%). ¹H NMR (CDCl₃, 25°C, 400 MHz): δ (ppm) = 2.54 (s, 3H, NMe), 2.59 (t, 2H, CH₂N, J = 5.7 Hz), 2.89 (s, 2H, NH₂), 3.47 (t, 2H, N₃CH₂, J=5.7 Hz); ¹³C {¹H} NMR (CDCl₃, 25°C, 100 MHz): δ (ppm) = 48.8 (NMe), 51.1 (N₃CH₂), 60.4 (CH₂N); ¹⁵N NMR (CD₃NO₂, 25°C, 50 MHz): δ (ppm) = 64.5 (N(CH₃)NH₂), 69.5 (CH₂-N=N⁺=N⁻), 92.4 (NH₂), 209.6 (CH₂-N=N⁺=N⁻), 248.4 (CH₂-N=N⁺=N⁻); HRMS (ESI⁺): [M+H]⁺ m/z = 116.0931 (calcd.), 116.0932 (found); IR (Golden gate, ν (cm⁻¹)) = 1066(w), 1278(m), 1446(m), 1599(w), 2094(s), 2945(w); UV

(Et₂O): λ_{\max} (nm) = 244, λ_2 (nm) = 302; DSC (-50 to 250°C, 5°C/min): T_d (onset) = 152.9°C; ISI (BAM, constant energy) > 50 J.

Synthesis of 1-Azido-3-(1-methylhydrazinyl)propan-2-ol (5)



C4H11N5O
 145.17 g.mol⁻¹
5

According to the synthesis procedure described above for hydroxyalkyl hydrazines 3a to 3e, hydrazine 5 was prepared from 1-Azido-3-chloropropan-2-ol (10.8 g, 79.7 mmol, see SI for synthesis procedure details) yielding 11.3 g (98%) as a pale yellow liquid at R. T. (16 °C). d (16.3°C) = 1.1493; ¹H NMR (D₂O, 25 °C, 400 MHz): δ (ppm)=2.49 (s, 3H, NMe), 2.64 (d, 2H, NCH₂CHOHCH₂N₃, J=7.1 Hz), 3.31 (dd, 1H, NCH₂CHOHCH₂N₃, J=6.7, 13.0 Hz), 3.43 (dd, 1H, NCH₂CHOHCH₂N₃, J=13.0, 3.7 Hz), 4.04 (ddt, 1H, NCH₂CHOHCH₂N₃, J=7.1, 6.7, 3.7 Hz); ¹³C {¹H} NMR (CDCl₃, 25 °C, 75 MHz): δ (ppm)=52.5 (NMe), 54.5 (CH₂N₃), 62.1 (CH₂N(Me)NH₂), 70.7 (CHOH); ¹⁵N NMR (CD₃NO₂, 25 °C, 50 MHz): δ (ppm)=65.9 (CH₂N=N⁺=N⁻), 67.1 (NH₂N), 91.9 (NH₂N), 207.2 (CH₂N=N⁺=N⁻), 248.8 (CH₂N=N⁺=N⁻); HRMS (ESI⁺): [M+H]⁺ m/z=146.1036 (calcd.), 146.1037 (found), [M+Na]⁺ m/z=168.0856 (calcd.), 168.0858 (found); IR (Golden gate, ν (cm⁻¹)) = 3313 (w(b)), 2946 (w), 2842 (w), 2094 (s), 1603 (w), 1447 (m), 1273 (m), 1073 (m), 1028 (w), 930 (m), 900 (w), 873 (w), 823 (m), 661 (m), 555 (m), 528 (w), 484 (m), 471 (m), 459 (m); UV (EtOH): λ_{\max} (nm) = 223, λ_2 (nm) = 283; DSC (Medium pressure Steel crucible, -50 to 400°C, 5°C/min): T_d (onset) = 139.9°C; ISI (BAM, constant energy) > 50 J.

Acknowledgements

We gratefully acknowledge our sponsors, CNES, ArianeGroup, CNRS and Université Claude Bernard Lyon 1, for funding this work. J. E. thanks Université Claude Bernard Lyon 1 for his Ph.D. scholarship. Authors also thank Erwann Jeanneau (ISA, Lyon) for X-Ray measurement and crystal structure solving, Anne Baudoin (CCRMN, ICBMS, Lyon) for NMR analyses and the Centre Commun de Spectrométrie de Masse (ICBMS, Lyon) for mass spectrometry measurements.

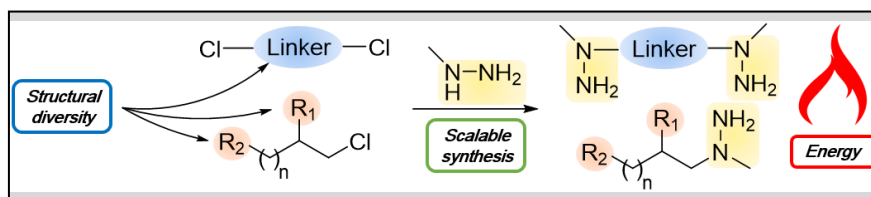
Keywords: bishydrazines • functionalized hydrazines • scalable synthesis • monomethylhydrazine • energetic materials

- [1] T. M. Klapötke, in *High Energy Density Materials* (Ed.: T.M. Klapötke), Springer Berlin Heidelberg, Berlin, Heidelberg, 2007, pp. 85–121.
- [2] J. Eymann, *PhD dissertation*, Université Claude Bernard Lyon 1, **2020**.
- [3] L. Joucla, A. Dhenain, C. Darwich, J. Eymann, G. Jacob, *FR3085376A1*, **2020**.
- [4] J. Hogsett, V. Matthews, *US003365338*, **1968**.
- [5] J. O. Edwards, R. G. Pearson, *J. Am. Chem. Soc.* **1962**, *84* (1), 16–24.
- [6] W. P. Jencks, J. Carriuolo, *J. Am. Chem. Soc.* **1960**, *82* (7), 1778–1786.
- [7] E. Buncel, I.-H. Um, *Tetrahedron* **2004**, *60*, 7801–7825.
- [8] H. Böhme, F. Martin, *Arch. Pharm.* **1974**, *307* (4), 272–277.
- [9] L. Joucla, A. Dhenain, J. Eymann, *FR3078968A1*, **2019**.
- [10] B. Porath, P. Rademacher, R. Boese, D. Bläser, *Z. Für Naturforschung B* **2002**, *57* (4), 365–376.
- [11] A. Dhenain, *PhD dissertation*, Université Claude Bernard Lyon 1, **2016**.
- [12] H. Delalu, C. Duriche, J. Berthet, P. Le Gars, *FR2846646A1*, **2004**.
- [13] E. G. Gharakhanian, T. J. Deming, *Biomacromolecules* **2015**, *16*, 1802–1806.
- [14] a) <http://www.bam.de>; b) AFNOR, éd. Matériaux énergétiques de défense. *Sécurité, vulnérabilité. Sensibilité au choc – Epreuve au mouton de choc BAM*. NF T70-500 **2007**.

- [15] Air force Manual, *Liquid Propellant Handling, Storage, and Transportation*, Vol. 161, United states, Dept. of the Air Force, **1973**.
- [16] V. Forquet, C. Miro Sabaté, H. Chermette, G. Jacob, E. Labarthe, H. Delalu, C. Darwich, *Chemistry an Asian Journal* **2016**, *11*(5), 730-744.
- [17] T. Gilloux, C. Darwich, L. Joucla, G. Jacob, E. Labarthe, H. Delalu in *proc. New Trends in Research of Energetic Materials* **2014**, pp. 662-671.
- [18] M. J. Frisch, G. W. Trucks, H. B. Schlegel, G. E. Scuseria, M. A. Robb, J. R. Cheeseman, G. Scalmani, V. Barone, B. Mennucci, G. A. Petersson, H. Nakatsuji, M. Caricato, X. Li, H. P. Hratchian, A. F. Izmaylov, J. Bloino, G. Zheng, J. L. Sonnenberg, M. Hada, M. Ehara, K. Toyota, R. Fukuda, J. Hasegawa, M. Ishida, T. Nakajima, Y. Honda, O. Kitao, H. Nakai, T. Vreven, J. A. Montgomery Jr., J. E. Peralta, F. Ogliaro, M. Bearpark, J. J. Heyd, E. Brothers, K. N. Kudin, V. N. Staroverov, T. Keith, R. Kobayashi, J. Normand, K. Raghavachari, A. Rendell, J. C. Burant, S. S. Iyengar, J. Tomasi, M. Cossi, N. Rega, J. M. Millam, M. Klene, J. E. Knox, J. B. Cross, V. Bakken, C. Adamo, J. Jaramillo, R. Gomperts, R. E. Stratmann, O. Yazyev, A. J. Austin, R. Cammi, C. Pomelli, J. W. Ochterski, R. L. Martin, K. Morokuma, V. G. Zakrzewski, G. A. Voth, P. Salvador, J. J. Dannenberg, S. Dapprich, A. D. Daniels, Ö. Farkas, J. B. Foresman, J. V. Ortiz, J. Cioslowski, D. J. Fox, *Gaussian 09 Revision B.01.Gaussian Inc.*, Wallingford CT, **2010**.
- [19] J. W. Ochterski in *Thermochemistry in Gaussian*, Gaussian Inc., **2000**. http://www.gaussian.com/g_whitepap/thermo.htm.
- [20] J. A. Montgomery Jr., M. J. Frisch, J. W. Ochterski, G. A. Petersson, *J. Chem. Phys.* **1999**, *110*(6), 2822-2827.
- [21] a) V. Forquet, *PhD dissertation*, Université Claude Bernard Lyon 1, **2012**; b) V. Forquet, C. Darwich, G. Jacob, E. Labarthe, H. Delalu in *proc. New Trends in Research of Energetic Materials* **2013**, pp. 586-598.
- [22] P. J. Linstrom, W. G. Mallard in *NIST Standard Reference Database n°69* (Eds.: NIST Chemistry Webbook), National Institute of Standards and Technology, Gaithersburg MD, 20899. <http://webbook.nist.gov>
- [23] *CRCNETBASE*, (Eds.: Handbook of Chemistry and Physics online), Taylor & Francis Group, LLC. <http://www.hbcpnetbase.com/>
- [24] T. M. Donovan, C. H. Shomate, W. R. McBride, *J. Phys. Chem. B* **1960**, *64*(2), 281–282.
- [25] D. D. Wagman, W. H. Evans, V. B. Parker, R. H. Schumm, I. Halow, S. M. Bailey, K. L. Churney, R. L. Nuttall, *J. Phys. Chem. Ref. Data* **1982**, *11*, 1–407.
- [26] a) S. Gordon, B. J. McBride, *computer program for complex Chemical Equilibrium Calculations (CEC71)* **1971**, NASA SP-273; b) S. Gordon, B. J. McBride, *CEC71* **1988**, NASA TM-100785; c) S. Gordon, B. J. McBride, *CEC71* **1994**, NASA RP-1311.
- [27] L. G. Cole, E. C. Gilbert, *J. Am. Chem. Soc.* **1951**, *73*, 5423–5427.

Entry for the Table of Contents

Insert graphic for Table of Contents here. ((Please ensure your graphic is in **one** of following formats))



A versatile synthesis based on MMH and chloroalkyl substrates has been devised leading to seventeen new functionalized hydrazines and bishydrazines. These derivatives are key-ingredients for accessing higher polynitrogenated structures with energetic interest and tunable properties. Three of them (N/C ratio ≥ 1) showed a low impact sensitivity, a good thermal stability and a specific impulse value similar to that of MMH bipropellant systems.

Institute and/or researcher Twitter usernames: ((optional))