



## Geographic variation in marmots' alarm calls causes different responses

Thierry Lengagne, Mariona Ferrandiz-Rovira, Clara Superbie, Irene Figueroa, Coraline Bichet, Bernat Claramunt-Lopez, Aurélie Cohas

### ► To cite this version:

Thierry Lengagne, Mariona Ferrandiz-Rovira, Clara Superbie, Irene Figueroa, Coraline Bichet, et al.. Geographic variation in marmots' alarm calls causes different responses. Behavioral Ecology and Sociobiology, 2020, 74 (8), 10.1007/s00265-020-02858-5 . hal-02975219

**HAL Id: hal-02975219**

**<https://univ-lyon1.hal.science/hal-02975219>**

Submitted on 4 Jan 2021

**HAL** is a multi-disciplinary open access archive for the deposit and dissemination of scientific research documents, whether they are published or not. The documents may come from teaching and research institutions in France or abroad, or from public or private research centers.

L'archive ouverte pluridisciplinaire **HAL**, est destinée au dépôt et à la diffusion de documents scientifiques de niveau recherche, publiés ou non, émanant des établissements d'enseignement et de recherche français ou étrangers, des laboratoires publics ou privés.

# Behavioral Ecology and Sociobiology

## Geographic variations in marmots' alarm calls cause different responses

--Manuscript Draft--

<b>Manuscript Number:</b>	BEAS-D-19-00269	
<b>Full Title:</b>	Geographic variations in marmots' alarm calls cause different responses	
<b>Article Type:</b>	Original Article	
<b>Corresponding Author:</b>	Mariona Ferrandiz-Rovira Universitat Autònoma de Barcelona Bellaterra, Catalunya SPAIN	
<b>Order of Authors:</b>	Thierry Lengagne	
	Mariona Ferrandiz-Rovira	
	Clara Superbie	
	Irene Figueroa	
	Coraline Bichet	
	Bernat Claramunt-Lopez	
	Aurélie Cohas	
<b>Corresponding Author Secondary Information:</b>		
<b>Corresponding Author's Institution:</b>	Universitat Autònoma de Barcelona	
<b>Corresponding Author's Secondary Institution:</b>		
<b>First Author:</b>	Thierry Lengagne	
<b>First Author Secondary Information:</b>		
<b>Order of Authors Secondary Information:</b>		
<b>Funding Information:</b>	Agència de Gestió d'Ajuts Universitaris i de Recerca (2017 SGR 1006)	Not applicable
<b>Abstract:</b>	<p>Population differences in acoustic signals, have been investigated for five decades to better understand the evolution of communication. When receivers are able to discriminate among signals and to react accordingly, geographic differences can have major impacts on the ability of conspecifics to communicate. Surprisingly, population differences in alarm calls and their consequences on the communication process have been so far neglected despite their crucial role on individuals' survival. Working with four wild populations of Alpine marmots (<i>Marmota marmota</i>), we found differences in the acoustic structure of their alarm calls. These differences can neither be explained by geographic, nor genetic distances but rather by other mechanisms including random processes. Moreover, playback experiments provided evidence that receivers discriminate among alarm calls from their own versus other populations, with responses being lower in intensity when the call bout played back originated from their own population. Research on the mechanistic causes of geographical markers and on the relationship between geographical variation, reliability of the signal and behavioural responses are now required to better understand how predation pressure and natural selection could drive the evolution of communication.</p>	
<b>Suggested Reviewers:</b>	James F Hare James.Hare@umanitoba.ca He already reviewed a previous version of the manuscript	
	Dan Blumstein marmots@ucla.edu He already reviewed a previous version of this manuscript	

	C. N. Slobodchikoff Con.SlobodchikoV@nau.ed
	Roberto A. Delgado roberto.delgado@hunter.cuny.edu
	E. Geffen geffene@post.tau.ac.il
	SANDRA ANNE BANACK sbanack@fullerton.edu
<b>Opposed Reviewers:</b>	

# 1 **Geographic variations in marmots' alarm calls cause different** 2 **responses**

3

4 Thierry Lengagne<sup>1</sup>, Mariona Ferrandiz-Rovira<sup>2,3,4</sup>, Clara Superbie<sup>2,5</sup>, Irene Figueroa<sup>3,4</sup>,  
5 Coraline Bichet<sup>6</sup>, Bernat Claramunt-Lopez<sup>3,4</sup>, Aurélie Cohas<sup>2</sup>

6

7 <sup>1</sup>Laboratoire Ecologie des Hydrosystèmes Naturels et Anthropisés, Université de Lyon ;  
8 ENTPE, CNRS, Université Lyon1, 6 Rue Raphaël Dubois 69622 Villeurbanne, France.

9 <sup>2</sup>Laboratoire Biométrie et Biologie Évolutive, Université de Lyon, CNRS, UMR 5558,  
10 Université Lyon 1, 69622, Villeurbanne, Lyon 69000, France

11 <sup>3</sup>CREAF, Cerdanyola del Vallès 08193, Catalonia

12 <sup>4</sup>BABVE Universitat Autònoma de Barcelona, Cerdanyola del Vallès 08193, Catalonia

13 <sup>5</sup>Department of Biology, University of Saskatchewan, 112 Science Place, Saskatoon, SK  
14 S7N 5E2, Canada

15 <sup>6</sup>Institut für Vogelforschung "Vogelwarte Helgoland" (Institute of Avian Research),  
16 Wilhelmshaven, Germany

17

18

## 19 **Authors for correspondence:**

20 Thierry Lengagne, e-mail: [thierry.lengagne@univ-lyon1.fr](mailto:thierry.lengagne@univ-lyon1.fr)

21 Mariona Ferrandiz, e-mail: [mariona.ferrandiz@uab.cat](mailto:mariona.ferrandiz@uab.cat)

22

23 ORCID Mariona Ferrandiz-Rovira ID <https://orcid.org/0000-0001-8548-2851>

## 24 **Abstract**

25 Population differences in acoustic signals, have been investigated for five decades to  
26 better understand the evolution of communication. When receivers are able to  
27 discriminate among signals and to react accordingly, geographic differences can have  
28 major impacts on the ability of conspecifics to communicate. Surprisingly, population  
29 differences in alarm calls and their consequences on the communication process have  
30 been so far neglected despite their crucial role on individuals' survival. Working with  
31 four wild populations of Alpine marmots (*Marmota marmota*), we found differences in  
32 the acoustic structure of their alarm calls. These differences can neither be explained by  
33 geographic, nor genetic distances but rather by other mechanisms including random  
34 processes. Moreover, playback experiments provided evidence that receivers  
35 discriminate among alarm calls from their own *versus* other populations, with responses  
36 being lower in intensity when the call bout played back originated from their own  
37 population. Research on the mechanistic causes of geographical markers and on the  
38 relationship between geographical variation, reliability of the signal and behavioural  
39 responses are now required to better understand how predation pressure and natural  
40 selection could drive the evolution of communication.

## 41 **Significance statement**

42 Dialects can have major impacts on the ability of conspecifics to communicate.  
43 Surprisingly, dialects in alarm calls have been neglected despite their crucial role on  
44 individuals' survival. Alpine marmots have dialects in alarm calls and do discriminate  
45 their own dialects from others, being more frightened by alarm calls from another  
46 population than their own. Confronted with an unknown dialect, marmots may adopt a

47 self-preserving strategy and chose to run-away before assessing the danger.

48

49 **Keywords:** acoustic communication; dialect; genetic differentiation; geographic  
50 variation; alarm call

51

## 52 **Acknowledgements**

53 We thank all the students involved in marmot recording. We are grateful to the golf of  
54 Tignes for allowing us to work on its green. We are deeply grateful to the commune of  
55 Tignes for the use of the Santel chalet. In the Pyrenees, we warmly thank all the people  
56 involved in field campaigns and special thanks to A. Planella and M. Unzeta (supported  
57 by a COLAB grant from the Catalan Government). MFR thanks the Generalitat de  
58 Catalunya (2017 SGR 1006). We further acknowledge James F. Hare, Dan Blumstein  
59 and two anonymous reviewers for helpful and constructive comments and suggestions  
60 that helped us to improve a previous version of this paper.

## 61 **Introduction**

62 Considerable geographic differences among populations in acoustic signals, usually  
63 termed dialects, geographic markers or geographic variations (Conner 1982), have been  
64 documented across the whole animal kingdom (in mammals (Lameira et al. 2010); in  
65 birds (Krebs et al. 1980); in anurans (Velásquez 2014); in fish (Parmentier et al. 2005);  
66 in invertebrates (Zuk et al. 2001); for review, see (Wilczynski and Ryan 2001). This  
67 signal variation could arise from various processes, such as genetic and/or cultural drifts  
68 between isolated populations (Baker 1982; Davidson and Wilkinson 2001; Mundinger  
69 1982; Janik and Slater 2003), and are particularly relevant to our understanding of the  
70 divergent evolution in communication systems (Campbell et al. 2010; Wilczynski and  
71 Ryan 2001). Signals have been shown to be influenced by many factors, including  
72 geographic barriers (Thomas et al. 1988; Cleator et al. 1989; Thomas et al. 1992; Perry  
73 and Terhune 1999), environment (, habitat structure, background noise (Hunter and  
74 Krebs 1979; Wiley and Richards 1982; van Parijs et al. 2003; Nichols and Goldizen  
75 2006)) and sexual selection (*e.g.*, female preferences (Slater 1986)).

76         Signal geographic variation implies a structural variation from the emitter point  
77 of view but must also involve detection and discrimination processes by the receiver to  
78 have a major impact on the ability of conspecifics to communicate. For instance, an  
79 extensive literature on songbirds shows that dialects can strongly affect breeding  
80 behaviour, especially mate attraction and intra-sexual competition (Searcy et al. 2002).  
81 Many studies suggest that individuals discriminate among songs from conspecific  
82 populations, preferring the signal of their local population in a context of mate choice  
83 and intra-sexual competition (Baker 1982; Searcy et al 2002; Gray 2005; Boul et al  
84 2007; Podos 2007; Nichols 2008; Uy et al. 2009; Bradely et al. 2013; Mortega et al.

2014; Lin et al. 2016); even in close populations (Leader et al. 2002; but see Colbeck et al. 2010; Danner et al. 2011). Dialects can then act as pre-zygotic barriers and play an important role in speciation (Baker and Cunningham 1985; Slabbekoorn and Smith 2002; Price 2008; Wilkins et al. 2013). Similar patterns and processes have been suggested in mammals, although evidence is much more limited (Maeda and Masataka 2010).

Studies investigating geographic variation in acoustic signals and its perception in behavioural contexts other than sexual selection in avian species remain scarce (Charrier et al. 2013). Alarm calls, shaped by natural selection, could be as relevant to speciation as acoustic sexual signals because of their direct consequences on individuals' survival. Despite this crucial role, dialects in alarm calls have been so far poorly investigated because they are not as complex as bird nuptial and territorial songs. Although some of them are sophisticated (e.g., syntax in mobbing calls (Suzuki 2016); complex signal structure in monkey screams (Zuberbühler 2009)), alarm calls are often a repetition of one same call unit (Randler et al. 2011). Both the structure of the note and its repetition rate can be used to encode information (Manser 2001, but see Rendall et al. 2009). Nevertheless, it has been shown that alarm calls with highly stereotyped structures can convey information about the age or the sex of the emitter (Blumstein and Muñoz 2005). Geographic differences in alarm calls have been documented in several mammalian species (Slobodchikoff et al 1998; Matrosova et al. 2012; Schlenker et al. 2014, Francescoli 2002; Eiler and Banack 2004) but were found sometimes absent in yellow-bellied marmots, *Marmota flaviventris* (Blumstein and Armitage 1997). When present, their perceptual salience remains unknown (Zuberbühler 2009). Hence the importance of such variation for the communication process is currently unknown and



109 further playback experiments are necessary to determine their biological relevance.

110         We investigated the existence of structural differences in alarm calls produced  
111 by Alpine marmots (*Marmota marmota*) from two native (Alps) and two reintroduced  
112 (Pyrenees) populations, and whether receivers discriminate among them. Alpine  
113 marmots are cooperatively breeding ground-dwelling territorial squirrels living in  
114 family groups. Territory surveillance is insured by all individuals from a family and,  
115 once a predator is detected, marmots can produce alarm calls warning other individuals  
116 before hiding in their burrows (Perrin et al. 1993). Marmot alarm calls are usually  
117 composed of one stereotyped and frequency modulated single note (Perrin et al. 1993).  
118 The comparison between the native populations in the Alps and the reintroduced  
119 populations in the Pyrenees is of particular interest to investigate the relationship  
120 between signal divergence and genetic differentiation, as well as their consequences in  
121 terms of between-population recognition. We first investigated whether geographic  
122 variations are encoded in the acoustic structure of alarm calls produced by marmots  
123 from the four studied populations. Although dynamic interplay between song learning  
124 mechanisms and geographic isolation have been evidenced to be at the origin of dialects  
125 in birds songs (Podos and Warren 2007), the processes underlying the evolution of  
126 alarm call dialects remains to be described. Moreover, due to the fact that songs in  
127 oscines are usually learned (Kroodsma 2004), song dialects have been found to result  
128 from short-term, cultural, or ecological processes rather than to have a genetic basis  
129 (*e.g.*, Halfwerk and Slabbekoorn 2009; Ruegg et al. 2006). Conversely, alarm calls  
130 structure have a substantial genetic basis (Blumstein 2007; Blumstein et al. 2013) and  
131 consequently, cultural drift is unlikely to occur. Therefore, we expect to observe a strong  
132 relationship between alarm call divergence and genetic differentiation between the two

reintroduced populations, which are geographically and genetically isolated from the two native populations (Bichet et al. 2016). We also conducted playback experiments to determine whether receivers perceived the differences in alarm calls produced by different populations and changed their anti-predatory response.

## **Methods**

### **Ethical Note**

Fieldwork was conducted under permit number AP n82010/121 by the Préfecture de la Savoie. All handling and sampling were done by three co-authors who are authorized for experimentation with animals by the French Ministry of Agriculture and Fisheries or Catalan Government (diplomas 0ETRY20090520, R45GRETAf110 and 53707-UAB-FELASA). The protocol was approved by the ethical committee of the University of Claude Bernard Lyon 1 (n8BH2012-92 V1).

### **Study populations**

We studied Alpine marmots from four populations (Supplementary Material S1): Sassièrè and Tignes are native populations of the Western Alps located 10 km apart, while Cerdanya (La Bastida) and Ripollès (Pardines) are reintroduced (from 1948 until 1988, Couturier 1955; Ramousse et al. 1992) populations situated 500 km away from the first ones in the South-eastern Pyrenees and which are 45 km apart. Ripollès is genetically closer to the two native populations than Cerdanya (Bichet et al. 2016). Within each population, intensive behavioural observations allowed us to precisely identify family groups and to locate main burrows and territory borders. To conduct genetic analyses, 151 unrelated individuals were captured in these four populations (all

the details about the sampling and the genetic analyses are given in the Supplementary Material).

### **Does the acoustic structure of alarm calls differ between populations?**

Each year (2011-2014), alarm calls were recorded in the four populations between mid-April and mid-July from 8:00 a.m. to 6:00 p.m. the main activity period of the marmots. An omnidirectional microphone (Sennheiser ME62-K6P) connected to a Fostex FR2LE recorder (frequency sampling: 44.1 kHz, resolution: 16 bits) was placed approximately 2 m from a main burrow entrance in order to maximize the chances to record alarm calls. Once a recording was performed, we moved to another territory not adjacent to the previous one to record another individual (Sassi re: N = 38 alarm calls; Tignes: N = 31; Cerdanya: N = 92 and Ripoll s; N = 35), Marmots typically retreated into their burrows during the setup of the recording material but they re-emerged within few minutes. Then, individuals were exposed to a threatening situation in order to trigger the emission of alarm calls by a focal individual: a human or a human with a domestic dog (*Canis lupus familiaris*) appeared promptly from a hide situated 60 to 80 m away from burrows and ran in the direction of the marmot. This protocol worked in almost all cases. Alarm callers were aged up to 3 years (when they reach adult size and stop growing), which enabled us to distinguish three age classes: pups, yearlings and adults. Since body size and age might impact frequencies of vocalizations neither pups' nor yearlings' calls were analysed (Tubaro and Mahler 1998; Blumstein and Munos 2005; but see Matrosova et al. 2007). As marmots are monomorphic, it was not possible to sex the recorded emitters. Hence, if sex variation is present in the alarm call of Alpine marmot, there will likely be "noise" in our analysis. A sex difference could bias our

analysis at the population level in case of (i) an acoustic difference among male and female which is currently not known in Alpine marmot, (ii) a large difference in the proportion of male and female responding to alarm call playback in our studied populations, and, (iii) a reverse proportion of males and females recorded according to populations. Although an absence of literature does not mean that sex does not play a role in alarm calls. Currently, we do not have evidence for none of the above, but we are confident that sex information did not bias our analysis.

Alarm call recordings were analysed using Avisoft SASlab Pro (version 5.2.09). They were low-pass filtered to remove all noise corresponding to low frequency (*i.e.* less than 1 kHz, mainly wind noise, Hamming windows, FFT 1024pts). The number of calling bouts recorded varied between individuals and whenever it was possible we processed a maximum of 6 alarm calls per calling bout. From the 38 calling bouts from Sassi re, the 31 from Tignes, the 92 from Cerdanya and the 35 from Ripoll s, we selected 137, 143, 459 and 145 alarm calls, and described the modulation of their fundamental frequency. For each call, we performed a spectrogram (FFT 1024pts, overlap 93.75%, Hamming windows, frequency resolution, 47Hz) and we then researched the frequency modulation pattern through a zero crossing analysis. All analysis were performed with the same settings (*i.e.* same measurements accuracy). The same person (CS) measured on zero crossing the initial, maximum and final frequencies (in kHz) and the durations (in ms) of the ascendant (AD), stationary (SD) and descendant (DD) phases of the fundamental frequency (Fig. 1). By doing so, we avoided to measure parameters which are highly altered during the propagation.

*Statistical analyses*

205 To test for differences in the acoustic structure of alarm calls between the four  
206 populations, we fitted four linear mixed-effect models with either the ascendant phase  
207 (AD), the stationary phase (SD), the descendant phase (DD) duration or the initial  
208 frequency (F1) as the response variable, the population as a fixed effect and the calling  
209 bout as a random effect on the intercept. The maximum and final frequencies were  
210 discarded due to their strong correlation with the other variables (see Table 1).

211 We then tested for potential differences in the acoustical structure (AD, SD, DD  
212 and F1) of alarm calls among the four populations using a Linear Discriminant Analysis  
213 (LDA). To further compare each pair of populations, we built six other LDAs. To  
214 overcome bias due to uneven sample size between populations, we randomly selected  $N$   
215 calls per population without replacement with  $N$  equal to the number of alarm calls of  
216 the population with the smallest sample size involved in the comparison.  
217 Reclassification rates using a cross validation were then calculated with half the data set  
218 – the training sample – randomly selected to build the model and the other half – the test  
219 sample – used to calculate the percentage of correct classification. The entire procedure,  
220 including the random selection of  $N$  calls/population, was repeated 1,000 times. We  
221 calculated the mean of all obtained percentages of correct classification and their 95%  
222 confidence intervals. We assumed that the acoustic structure differed between the  
223 populations if the percentage of correct classification corresponding to a random  
224 classification (%R) was not included in the estimated 95% confidence intervals.

225 Then, we tested whether the acoustic distance (log-transformed) between  
226 populations correlated with either the genetic distance (linearized  $F_{ST}=F_{ST}/(1-F_{ST})$ ) or  
227 the geographic distance (log-transformed) using Mantel tests (all permutations, Mantel  
228 1967) implemented in the package *vegan* (Oksanen et al. 2018). Acoustic distances

between populations were quantified as the pairwise differences in the linear discriminant functions. The genetic distances were quantified using pairwise  $F_{ST}$  values (Weir and Cockerham 1984) and the geographic distances as the linear distance in kilometres (see the Supplementary Material S2).

### **Does marmots' response to alarm calls vary depending on the population of origin of the emitter?**

Between mid-May and mid-July, 2015, a playback experiment was carried out on marmots from La Sassi re and Tignes from 8:00 a.m. to 6:00 p.m. Each individual was tested once with a call from Cerdanya, Sassi re or Tignes. Forty-three tests were performed in La Sassi re (16, 17 and 10 tests with alarm calls from La Sassi re, Tignes and La Cerdanya respectively) and 34 tests were done in Tignes (12, 8 and 13 tests with alarm calls from Tignes, La Sassi re and La Cerdanya respectively). To limit pseudoreplication, we picked up and broadcasted 7 recordings of calls (See previous section "Does the acoustic structure of alarm calls differ between populations?") for each of the three populations used. We chose signals with a high signal to noise ratio so as the response observed cannot be due to eventual uniqueness of one soundtrack. Moreover to avoid a neighbour-stranger effect we chose carefully the sound track used for each test to ensure that it was recorded in another part of each population, away from the tested marmot (at least 500m). To avoid habituation of the tested marmots due to repetitions of trials over a short time, the same calling bout was never displayed more than once to a given territory and two neighbouring territories were never tested successively.

Each playback bout was composed of 5 alarm calls within 3 s, mimicking an

253 average natural bout (measurement performed on 30 bouts recorded in our study). The  
254 amplitude of alarm calls of Alpine marmots has not been measured accurately before  
255 (*i.e.* the precise distance between the emitter and the sound level meter, taking the exact  
256 position of the head of the marmot into account). Hence, we decided to match by ear the  
257 amplitude of the calls used during our test to a natural call. Alarm calls were emitted at  
258 100 dB(C) using a speaker (SMC8060 Beyma amplified loudspeaker) connected to a  
259 Fostex FR2LE, measurement done with a Lutron SL-4001, C weighting, slow settings).  
260 This amplitude is closed to the value measured on yellow-bellied marmot *Marmota*  
261 *flaviventris* (95-100 dB (Lea and Blumstein 2011)).

262         The speaker was placed on the ground in the upper part of the focal territory  
263 directed towards the main burrow entrance. Marmots typically retreated into their  
264 burrows during the installation but they re-emerged within minutes. Once a marmot was  
265 between 5 m and 10 m away from any burrow entrance and displayed a normal activity  
266 such as foraging, an observer placed outside the focal family group triggered the alarm  
267 call playback (beginning of the trial). At the same time, observers filmed the focal adult  
268 individual of the focal family group with a digital video camera (Sony® Handycam  
269 model DCR-DVD650 or JVC® digital video model GZ-E 209). The trial was  
270 considered completed when the focal individual entered into a burrow, resumed a  
271 normal activity (*i.e.*, foraging) or 5 minutes after the beginning of the trial.

272         All video recordings were displayed in AVS Video Editor (version 7.1) in slow  
273 motion (x0.25) by a unique observer, blind to playback treatment, to ensure an accurate  
274 identification of behaviours as well as to record their duration with an accuracy of 0.01s.  
275 In one case over 77, more than a single animal was present, we thus conducted the  
276 statistical analyses with and without this trial but given that the results were

qualitatively identical and quantitatively similar, we chose to keep this experiment in the analyses. We collected the occurrence (coded as a binary outcome) of vigilance, flight/running, entrance into a burrow, time spent vigilant and time until the focal individual resumed foraging. Vigilance behaviour was defined as any posture where marmots were standing on their rear feet, or standing on their four feet but suddenly putting their head up and maintaining it above the horizontal plane of their body. Flight/running was defined as an escape-related behaviour towards a burrow entrance and was considered to be a more extreme response than any vigilance posture, without necessarily entering in the burrow.

#### *Statistical analyses*

To test whether the response to alarm calls depends on the origin of the signal, the occurrence of flight and of the entry in a burrow were entered as response variables in two generalized linear models (GLMs) with a logit link and the variance given by a binomial distribution. Since in nearly all playback trials (72 over 77), individuals became vigilant, the frequency of this behaviour could not be considered.

The time spent vigilant and the time before resuming a normal activity were further entered as response variables in two other GLMs with a logarithmic link and the variance given by a Gamma distribution. In the last model, we categorized the intensity of the response of the focal individual in four categories: no response, vigilance only, flight and entry in a burrow; and we entered this ordinal variable in an ordered logistic regression model. In each of these five models, we first tested whether the responses were different when the playback alarm call originated from the population of the focal individual or from another population by entering the origin of the playback as a two-



modalities factor (same or other population) in interaction with the population of the focal individual (Tignes or Sassi re) as explanatory variables. Second, we tested whether the geographic distance between the focal individual and the signaller could further impact the responses by entering the origin of the playback as a three-modalities factor (same, close, far) in interaction with the population of the focal individual (Tignes or Sassi re) as explanatory variables. All analyses were performed using the R software (Version 3.1.1) and packages 'nlme' (Pinheiro et al. 2018), 'multcomp' (Hothorn et al. 2008), 'ade4' (Dray and Dufour 2007), 'MASS' (Venables and Ripley 2002).

## Results

### Does the acoustic structure of alarm calls differ among populations?

Marmot alarm calls from the four populations differed significantly in their initial frequencies ( $F_{1, 190} = 4.75$ ,  $P < 0.01$ ), ascendant phases' durations ( $F_{3, 190} = 11.58$ ,  $P < 0.001$ ), stationary phases' durations ( $F_{3, 190} = 9.57$ ,  $P < 0.001$ ) but not in their descendant phases' durations ( $F_{3, 190} = 2.45$ ,  $P = 0.07$ ).

Despite a strong overlap among the four populations when compared altogether (Supplementary Material S3), alarm calls were always assigned more often to the population their emitter originated from than to any other population. Effectively, calls were correctly classified in 41.96 [35.71; 48.35] % of the cases (while the percentage of random classification would have been 25%). When populations were compared two by two, alarm calls were once again always better attributed to the population their emitters originated from than to the other one (percentage of random classification: 50%). Percentages of correct classification ranged from 62.49 [54.17; 69.79] % to 71.64 [63.70; 79.41] % when comparing Tignes with Ripoll s and Tignes with Cerdanya

respectively (Table 2). All the acoustical variables (initial frequencies, ascendant, stationary and descendant phases' durations) contributed to the discrimination among the populations, but they seemed contribute differently to the differentiation between each pair of populations (Fig. 2).

The acoustic distances between two populations was neither explained by their genetic distance (Spearman = -0.77, N = 6, p = 0.92) nor by their geographic distance (Spearman = -0.71, N = 6, p = 1.00). Moreover, there is no evidence of genetic isolation by distance in our four populations (*i.e.* the genetic distances and the geographic distances were not correlated, spearman's Rho = 0.43, N = 6, p = 0.17).

### **Does marmots' response to alarm calls vary depending on the population of origin of the emitter?**

Marmots exhibited lower intensity responses to an alarm call from their own population than to an alarm call from another population ( $\beta = -1.23 \pm 0.52$ ,  $z = -2.40$ , N = 76, p = 0.02). The odds of a marmot showing a higher response decreased by a factor of 0.29 [0.10; 0.78] when the alarm call originated from its own population compared to another one. More specifically, marmots showed a significantly lower propensity to flee ( $\beta = -1.45 \pm 0.58$ ,  $z = -2.50$ , N = 76, p = 0.01, fig. 3-a) when the alarm call originated from their own population than from nearby *versus* geographically remote population. Although the rest of our results were not significant, marmots tended to be less likely to enter their burrow ( $7.14 \pm 1.86\%$  *vs.*  $16.67 \pm 6.67\%$ ,  $\beta = -0.96 \pm 0.83$ ,  $z = -1.15$ , N = 76, p = 0.25, fig. 3-b), to remain vigilant for a shorter time (median = 23.37s *vs.* 34.58s,  $\beta = 0.002 \pm 0.006$ ,  $z = 0.40$ , N = 74, p = 0.68, fig. 3-c), and to resume a normal activity more rapidly (median = 24.88s *vs.* 39.35s,  $\beta = 0.003 \pm 0.005$ ,  $z = 0.49$ , N = 68, p = 0.62,

fig. 3-d) when the alarm call originated from their own population. The intensity of the response was similar for alarm calls produced in a nearby or in a geographically distant population (odds ratio = 0.73 [0.19, 2.64],  $\beta = -0.31 \pm 0.66$ ,  $z = -0.47$ ,  $N = 76$ ,  $p = 0.64$ ). The propensity to flee ( $\beta = -0.20 \pm 0.83$ ,  $z = -0.24$ ,  $N = 76$ ,  $p = 0.81$ , fig. 3-a), to enter in a burrow (near: 88.00 + 2.64% vs. far: 78.26 + 3.91%,  $\beta = -0.71 \pm 0.80$ ,  $z = -0.89$ ,  $N = 76$ ,  $p = 0.37$ , fig. 3-b), the amount of time spent vigilant (near = 34.58s vs. far = 31.9s,  $\beta = -0.02 \pm 0.33$ ,  $z = -0.06$ ,  $N = 74$ ,  $p = 0.95$ , fig. 3-c) and elapsed time before resuming a normal activity (near = 38.16s vs. far = 39.35s,  $\beta = -0.001 \pm 0.006$ ,  $z = -0.29$ ,  $N = 68$ ,  $p = 0.77$ , fig. 3-d) did not vary with the geographic distance between the focal and the other population.

## Discussion

In the present study we described for the first time the acoustic structure of alarm calls produced by adult Alpine marmots in two native and two reintroduced wild populations. We found that the acoustic structure of Alpine marmots alarm calls differed among the four populations, which enabled us to assign calls described by four acoustic parameters to their population of origin greater than by chance. Neither the genetic distance nor the geographic distance explained the acoustic differences between populations. Finally, the playback experiments provided evidence that receivers discriminate among alarm calls from their own *versus* other populations. Surprisingly, intensity of marmots' responses was lower when the playback calling bout originated from their own population than when it came from another population. Again, these responses did not differ depending on the genetic nor on the geographic distances.

Although alarms calls are a stereotyped signal, we found that the acoustic

373 structure of Alpine marmots alarm calls differ among the four studied populations.  
374 Indeed, using four acoustic parameters to describe each alarm call it was possible to  
375 assign the signal to the population their emitters originated from with accuracy  
376 exceeding that expected by chance. The presence of geographic markers in acoustic  
377 signals have been shown repeatedly in bird songs (Nottebohm 1969; Mundinger 1982;  
378 Zimmermann et al. 2016). The richness of avian vocal repertoires offer a wide range of  
379 possibilities for differentiation of geographic markers: changes in note combinations,  
380 presence or absence of some notes (particularly during new population finding) and/or  
381 rhythm of emission of different notes (Baker and Jenkins 1987; Handford 1988; Shieh  
382 et al. 2013). Nevertheless, such markers have also been found within single stereotyped  
383 acoustic elements, e.g. those produced by bottlenose dolphins, *Tursiops spp.* (Campbell  
384 2004). Similarly to Campbell's (2004) study, we found that the general shape of  
385 acoustic elements, as short as 0.2s, differed among marmot populations.

386         We further found a clear difference in the shape of alarm calls used by two  
387 populations originating from two mountain ranges but also between populations  
388 separated by only 5 km (i.e., Sassi re and Tignes). Acoustic divergence is well  
389 documented at a large spatial scale (Lougheed and Handford 1992; Wilczynski and  
390 Ryan 1999). For instance, Shizuka et al. (2016) reported the existence of 13 discrete  
391 song types in golden-crowned sparrows (*Zonotrichia atricapilla*) over 3,100 km in  
392 Alaska. But, geographic variations in acoustic signals can also be observed at a  
393 microgeographic scale. Leader et al. (2008) documented dialects in orange-tufted  
394 sunbird (*Nectarinia osea*) within two sub-populations separated by a sharp boundary but  
395 only 100 m apart from each other. Studies conducted at these different geographic scales  
396 still remain scarce in mammals. At least two studies working on a phylogenetically

close species to the Alpine marmot, the Gunnison's prairie dog (*Cynomys gunnisoni*), have documented large or microgeographic differences in acoustic signals (Slobodchikoff et al. 1998; Perla and Slobodchikoff 2002).

Genetic distance has been repeatedly hypothesized to explain acoustic differences among populations (Wilczynski and Ryan 1999). However, in the present study, we did not find any correlation between the acoustic and the geographic distances or between the genetic and the acoustic distances. The peculiar status of our studied populations is unlikely to explain such a lack of relationship: the two reintroduced Pyrenean populations originated from Alpine populations that were farther away both geographically and genetically than the two Alpine populations considered here (Bichet et al. 2016). While Balaban (1988) found a correlation between signal characteristics and genetic distance in two populations of swamp sparrow (*Melospiza georgiana*), a lack of congruence in divergence of acoustic signal and genetic characteristics has been repeatedly observed in birds (Hafner and Petersen 1985; Payne and Westneat 1988; Wright and Wilkinson 2001).

Four main hypotheses (i.e., learning, morphology and body mass differences, antipredator strategies and local adaptation) have been proposed to explain the occurrence of dialects. The learning hypothesis attributes acoustic differences among populations to the colonization of a new area by young individuals before they have learned the song structure from their parents (Thielcke 2008). Baker and Jenkins (1987) invoked this cultural bottleneck to explain the presence of dialects in isolated populations of chaffinches. However, an interspecific cross-fostering experiment with ground squirrels failed to provide evidence for the learning hypothesis (Matocha 1975). Although the failure to learn allospecific calls does not preclude learning the nuances of

conspecific calls, the learning process is probably not very important in marmots. Moreover, the founders caught for the reintroduction events in Pyrenees were all adults. For all these reasons, the learning hypothesis is unlikely to explain geographic variation in the acoustic structure of alarm calls found in our study.

Among other factors that could lead to geographic variation, indirect selective pressures on acoustic signals may alter vocalization characteristics (Podos 2001). In Alpine marmot, mechanistic processes may cause the alarm call divergence. For instance, significant differences in both morphology and body mass between two (Sassi re and Cerdanya) of the four studied populations have been found (Ferrandiz-Rovira et al, in prep). Mechanical links between morphology and acoustic signals exist in many groups (e.g. in anurans (Hoskin et al 2009; Lengagne 2017), in birds (Nowicki 1987; Fletcher and Tarnopolski 1990)). For example, a study conducted on Darwin’s finches showed that the adaptive evolution of beaks for feeding also influences the acoustic structure of their songs (Podos 2001). Although less investigated, such link has also been found for alarm calls in the speckled ground squirrel (*Spermophilus suslicus*, Matrosova et al. 2012). Nevertheless, further studies are needed to firmly establish a direct link between morphology and alarm call structure.

Antipredator strategies such as the use of alarm call is also known to strongly interact with predator dangerousness and predation risk (Dutour et al. 2016,2017). Indeed, signal characteristics will differ according to predator characteristics (Zuberb lher, 2009). For instance, mustached tamarins (*Saguinus mystax*) produce different alarm calls for aerial *versus* terrestrial predators (Kirchhof and Hammerschmidt 2006) or for the level of perceived threat (Coss et al. 2007). In the present study, this is unlikely to explain the observed marmots’ geographic variation

because alarm calls have been elicited by a human approach at the same distance from burrows (60-80m) and hunting was forbidden in the different marmot populations.

In agreement with the local adaptation hypothesis, dialects could also result from the optimization of sound transmission within local environment along various transmission channel (Morton 1975). Signal alteration depends on vegetation cover density, atmospheric turbulence, or height above the ground at which a signal is transmitted (Wiley and Richards 1978; Lengagne et al. 1999). Moreover, information transfer efficiency is linked to the intensity and the quality of the background noise (Ryan and Brenowitz 1985; Lengagne and Slater 2002). In birds, a study on dialect suggested that call structure have been shaped by local propagation conditions (Doutrelant et al. 1998) and another study with Gunnison's prairie dog emphasized a link between alarm call structure and habitat characteristics: geographic variant calls resulted in significant differences in transmission performance through different environments (Perla and Slobodchikoff 2002). Nevertheless, in our case, although we did not measure vegetation coverage, the predominant vegetation formation consisted in high altitude alpine meadows which should be quite similar from a population to another. Vegetation is thus unlikely to affect alarm call propagation here. Hence, a minimal effect of the propagation conditions on the evolution of alarm call structure in the four studied populations is expected in agreement with previous studies on marmots conducted by Daniel and Blumstein (1998). Background noise level, one major component of the transmission channel also influence signal evolution. One way to improve signal efficiency in such case is to avoid overlapping with low frequency corresponding to background noise and thus to modify signal spectrum towards high pitched frequencies. Anthropogenic effects on alarm calls had already been

hypothesized to explain differences in alarm calls' dialects of speckled ground squirrels (Matrosova et al. 2016). We observed important noise differences among the studied populations. The "Tignes" population is located in a mountain resort and could be considered as disturbed by anthropogenic noises (traffic, helicopter...). However, we did not observe higher, minimum or maximum frequencies in the alarm calls recorded in Tignes compared to the other studied populations for which there was no evidence of environmental noise.

In addition to direct or indirect selection processes we cannot preclude the fact that acoustic differences observed among populations were due to a random process. Consistent with this explanation, we found that multiple sets of acoustical variables stood out to discriminate between each pair of populations. This lack of consistency suggests that evolution of alarm call characteristics may not be explained by a unique selective process.

As fleeing in response to alarm calls should provide a selective advantage by increasing survival, one predicts that marmots should react to all alarm calls despite discrimination abilities (but see trade-off between vigilance and foraging, Lima and Dill 1990). Surprisingly, our tests revealed that receivers perceived acoustic differences and categorized alarm calls as local or non-local calls. Such behavioural consequences imply that these acoustic differences are meaningful for them (Soha et al. 2016). Most studies focused on male territorial defence or female attraction in birds and their results are contrasted with stronger response to local songs in some cases, absence of preferences or mixed responses in others (see Becker 1983; Catchpole and Slater 2008). In an alarm context, experimental approaches with playbacks emphasized that intensity of animal response varies according to the past reliability of the signaller (Cheney and



493 Seyfarth 1988)) or to the familiarity of the members of the colony (Hare and Warkentin  
494 2012). Nevertheless, no study has been conducted so far to determine whether animals  
495 discriminate and react differently to conspecific alarm calls according to its population  
496 (*i.e.* geographical origin). Our results thus show for the first time that animals  
497 discriminate among calls recorded in different populations and react accordingly. We  
498 expected that a divergence in the alarm signal induce an alteration of alarm information  
499 and, according to Hanson and Coss (2001), we expected a reduced behavioural response  
500 to alarm calls of non-local congeners in tested animals. Surprisingly, behavioural  
501 responses obtained after playback of alarm calls from different populations showed the  
502 reverse. Indeed, animals reacted more strongly to playback of alarm calls originating  
503 from foreign populations. Moreover, the intensity of the response was similar for alarm  
504 calls produced in a nearby or in a geographically distant population suggesting that  
505 these signals represent an equally threatening situation for animals. Our results may be  
506 explained by a difference in the predator pressure or predator strategy (Dutour et al.  
507 2016). Even though we did not measure predator pressure precisely, the two main  
508 predators of marmots, the golden eagle (*Aquila chrysaetos*) and the red fox (*Vulpes*  
509 *vulpes*), were present in the four studied population. Hence, predator pressure is  
510 unlikely to explain differences observed in marmot responses to playback. Previous  
511 experiments on rodents showed that they discriminate alarm calls from neighbours (*i.e.*  
512 familiar) *versus* unfamiliar individuals. In the present study, marmots displayed a  
513 stronger response to alarm calls originating from foreign populations compared to their  
514 native one. Nevertheless, this familiar *versus* unfamiliar discrimination process cannot  
515 explain our results because all animals were tested with unknown signals even when  
516 they were tested with calls of their own population. Our results may be explained by the

fact that marmots estimate the information reliability received and reacted accordingly. Blumstein et al. (2004) observed a stronger response to unreliable than reliable alarm calls in yellow-bellied-marmot (*Marmota flaviventris*) and suggests that such difference was due to the fact that a marmot hearing an unreliable alarm call makes its own independent assessment of relative risk and thus invests more in antipredator behaviour (but see opposite results in Richardson's ground squirrels *Spermophilus richardsonii*: Hare and Atkins 2001).

The presence of geographic markers in acoustic signals involved in a context of mate choice and intra-sexual competition have been repeatedly found in avian species (Nottebohm 1969; Mundinger 1982; Zimmrmann et al. 2016). Both random and selective processes linked to sexual selection that may act via genetic or cultural transmission pathways could explain their origin. In the context of alarm, further research on the proximate causes of geographical markers as well as on the relationship between geographical markers, reliability of the signal and behavioural responses are now required to better understand how predation pressure and natural selection could drive the evolution of communication.

## **Electronic supplementary material**

The online version of this article contains supplementary material, which is available to authorized users.

## 537 REFERENCES

- 538 Baker M (1982) Genetic population structure and vocal dialects in *Zonotrichia*  
539 (*Emberizidae*). In: Acoustic communication in birds, p. 209–235. New York: Academic  
540 Press.
- 541 Baker MC, Cunningham MA (1985) The biology of bird-song dialects. Behav Brain Sci  
542 8:85
- 543 Baker AJ, Jenkins PF (1987) Founder effect and cultural evolution of songs in an  
544 isolated population of chaffinches, *Fringilla coelebs*, in the Chatham Islands. Anim  
545 Behav 35:1793–1803
- 546 Balaban E (1988) Bird song syntax: learned intraspecific variation is meaningful. Proc  
547 Natl Acad Sci USA 85:3657–60
- 548 Becker PH (1983) The coding of species-specific characteristics in bird sounds. In:  
549 Kroodsma D, Miller E (eds) Acoustic communication in birds , New York: Academic  
550 press, New York pp 213–252.
- 551 Bichet C, Sauzet S, Averty L, Dupont P, Ferrandiz-Rovira M, Ferrari C, Figueroa I,  
552 Tafani M, Rézouki C, López BC, Cohas, A (2016) Multiple geographic origins and high  
553 genetic differentiation of the Alpine marmots reintroduced in the Pyrenees. Conserv  
554 Genet 17:1157–1169 (DOI: 10.1007/s10592-016-0851-4).
- 555 Blumstein DT, Armitage KB (1997) Alarm calling in yellow-bellied marmots: I. The  
556 meaning of situationally variable alarm calls. Anim Behav 53:143–171
- 557 Blumstein DT, Verenyre L, Daniel JC (2004) Reliability and the adaptive utility of  
558 discrimination among alarm callers. Proc R Soc B 271:1851–1857
- 559 Blumstein DT, Munos O (2005) Individual, age and sex-specific information is  
560 contained in yellow-bellied marmot alarm calls. Anim Behav 69:353–361

561 Blumstein DT (2007) The evolution, function, and meaning of marmot alarm  
562 communication. *Adv Study Behav* 37:371–400

563 Blumstein DT, Nguyen KT, Martin JGA (2013) Ontogenetic variation of heritability and  
564 maternal effects in yellow-bellied marmot alarm calls. *Proc R Soc B* 280:20130176

565 Boul KE, Funk WC, Darst CR, Cannatella DC, Ryan MJ (2007) Sexual selection drives  
566 speciation in an Amazonian frog. *Proc R Soc B* 274:399–406

567 Bradley DW, Molles LE, Waas JR (2013) Local–foreign dialect discrimination and  
568 responses to mixed-dialect duets in the North Island kōkako. *Behav Ecol* 24:570–578

569 Campbell GS (2004) Quantitative comparison of bottlenose dolphin (*Tursiops* spp.)  
570 whistles from three geographic regions. MS thesis.

571 Campbell P, Pasch B, Pino JL, Crino OL, Phillips M, Phelps SM (2010) Geographic  
572 variation in the songs of neotropical singing mice: testing the relative importance of  
573 drift and local adaptation. *Evolution* 64:1955–1972

574 Catchpole C, Slater P (2008) Bird song. Cambridge: Cambridge university press.

575 Charrier I, Mathevon N, Aubin T (2013) Bearded seal males perceive geographic  
576 variation in their trills. *Behav Ecol Sociobiol* 67:1679–1689

577 Cheney DL, Seyfarth RM (1988) Assessment of meaning and the detection of unreliable  
578 signals by vervet monkeys. *Anim Behav* 36:477–486

579 Cleator HJ, Stirling I, Smith TG (1989) Underwater vocalizations of the bearded seal  
580 (*Erignathus barbatus*). *Can J Zool* 67:1900–1910

581 Colbeck GJ, Sillett TS, Webster MS (2010) Asymmetric discrimination of geographical  
582 variation in song in a migratory passerine. *Anim Behav* 80:311–318

583 Conner DA (1982) Dialects versus geographic variation in mammalian vocalizations.  
584 *Anim Behav* 30:297–298

585 Coss RG, McCowan B, Ramakrishnan U (2007) Threat- related acoustical differences  
586 in alarm calls by wild bonnet macaques (*Macaca radiata*) elicited by python and  
587 leopard models. *Ethology* 113:352-367.

588 Couturier M (1955) Acclimatation et acclimatement de la Marmotte des Alpes,  
589 *Marmota marmota* (Linné 1758), dans les Pyrénées françaises. *Saugetierkundliche*  
590 *Mitteilungen* 3:105–108

591 Daniel JC, Blumstein DT (1998) A test of the acoustic adaptation hypothesis in four  
592 species of marmots. *Anim Behav* 56:1517-1528

593 Danner JE, Danner RM, Bonier F, Martin PR, Small TW, Moore IT (2011) Female, but  
594 not male, tropical sparrows respond more strongly to the local song dialect: implications  
595 for population divergence. *Am Nat* 178:53–63

596 Davidson SM, Wilkinson GS (2002) Geographic and individual variation in  
597 vocalizations by male *Saccopteryx bilineata* (*Chiroptera: Emballonuridae*). *J Mammal*  
598 83:526–535

599 Dray S, Dufour AB (2007) The ade4 package: implementing the duality diagram for  
600 ecologists. *J Stat Softw* 22:1–20

601 Doutrelant C, Aubin T, Hittier S, Lambrechts MM (1998) Two distinct song populations  
602 of blue tit *Parus caeruleus* in the French mediterranean. *Bioacoustics* 9:1–16

603 Dutour M, Lena JP, Lengagne T (2016) Mobbing behaviour varies according to predator  
604 dangerousness and occurrence. *Anim Behav* 119:119-124

605 Dutour M, Lena JP, Lengagne T (2017) Mobbing behaviour in a passerine community  
606 increases with prevalence in predator diet. *Ibis* 159:324-330

607 Fletcher NH, Tarnopolsky A (1999) Acoustics of the avian vocal tract. *J Acoust Soc Am*  
608 105:35

609 Francescoli G (2002) Geographic variation in vocal signals of *Ctenomys pearsoni*. *Acta*  
 610 *Theriologica* 47:35–44  
 611 Gray DA (2005) Does courtship behavior contribute to species-level reproductive  
 612 isolation in field crickets? *Behav Ecol* 16:201–206  
 613 Hafner DJ, Petersen KE (1985) Song dialects and gene flow in the white-crowned  
 614 sparrow, *Zonotrichia leucophrys nuttalli*. *Evolution* 39:687–694  
 615 Halfwerk W, Slabbekoorn H (2009) A behavioural mechanism explaining noise-  
 616 dependent frequency use in urban birdsong. *Anim Behav* 78:1301–1307  
 617 Handford P (1988) Trill rate dialects in the Rufous-collared Sparrow, *Zonotrichia*  
 618 *capensis*, in northwestern Argentina. *Can J Zool* 66:2658–2670  
 619 Hanson MT, Coss RG (2001) Age differences in the response of California ground  
 620 squirrels (*Spermophilus beecheyi*) to conspecific alarm calls. *Ethology* 107:259–275  
 621 Hare JF, Warkentin KJ (2012) The song remains the same: Juvenile Richardson's  
 622 ground squirrels do not respond differentially to mother's or colony member's alarm  
 623 calls. *Curr Zool* 58:773–780  
 624 Hare JF, Atkins BA (2001) The squirrel that cried wolf: reliability detection by juvenile  
 625 Richardson's ground squirrels (*Spermophilus richardsonii*). *Behav Ecol Sociobiol*  
 626 51:108–112  
 627 Hoskin CJ, James S, Grigg GC (2009) Ecology and taxonomy-driven deviations in the  
 628 frog call-body size relationship across the diverse Australian frog fauna. *J Zool* 278:36–  
 629 41  
 630 Hothorn T, Bretz F, Westfall P (2008) Simultaneous inference in general parametric  
 631 models. *Biometrical J* 50:346–363  
 632 Hunter M, Krebs J (1979) Geographical variation in the song of the great tit (*Parus*

633 *major*) in relation to ecological factors. *J Anim Ecol* 48:759–785

634 Janik V, Slater P (2003) Traditions in mammalian and avian vocal communication. In:

635 Fragaszy MD, Perry MD (eds) *The biology of tradition: models and evidences.* ,

636 Cambridge University Press, Cambridge, pp 213–235.

637 Kirchhof J, Hammerschmidt K (2006) Functionally referential alarm calls in tamarins

638 (*Saguinus fuscicollis* and *Saguinus mystax*) evidence from playback experiments.

639 *Ethology* 112:346–354

640 Krebs J, Kroodsma D (1980) Repertoires and geographical variation in bird song. *Adv*

641 *Study Behav* 11:143–177

642 Kroodsma D (2004) The diversity and plasticity of birdsong. In: Marler P, Slabbekoorn

643 H (eds) *Nature’s Music* . London: Elsevier Academic, London, pp 108–130

644 Lameira AR, Delgado RA, Wich SA (2010) Review of geographic variation in terrestrial

645 mammalian acoustic signals: Human speech variation in a comparative perspective. *J*

646 *Evol Psychol* 8:309–332

647 Lea AJ, Blumstein DT (2011) Age and sex influence marmot antipredator behavior

648 during periods of heightened risk. *Behav Ecol Sociobiol* 65:1525–1533

649 Leader N, Wright J, Yom-Tov Y (2002) Dialect discrimination by male Orange-Tufted

650 sunbirds (*Nectarinia osea*): reactions to own vs. neighbor dialects. *Ethology* 108:367–

651 376

652 Leader N, Geffen E, Mokady O, Yom-Tov Y (2008) Song dialects do not restrict gene

653 flow in an urban population of the orange-tufted sunbird, *Nectarinia osea*. *Behav Ecol*

654 *Sociobiol* 62:1299–1305

655 Lengagne T, Aubin T, Jouventin P, Lauga J (1999) Acoustic communication in a king

656 penguin colony: importance of bird location within the colony and of the body position

657 of the listener. *Polar Biol* 21:262–268

658 Lengagne T, Slater PJB (2002) The effects of rain on acoustic communication: tawny  
659 owls have good reason for calling less in wet weather. *Proc R Soc B* 269:2121–5

660 Lengagne T, Voituren Y, Gomez D (2017) Male within-individual variability in a sexual  
661 signal component and its impact on female choice. *Behav Ecol* 28:108–116

662 Lima SL, Dill LM (1990) Behavioral decisions made under the risk of predation: a  
663 review and prospectus. *Can J Zool* 68:619–640

664 Lin A, Liu H, Chang Y, Lu G, Feng J (2016) Behavioural response of the greater  
665 horseshoe bat to geographical variation in echolocation calls. *Behav Ecol Sociobiol*  
666 70:1765–1776

667 Loughheed SC, Handford P (1992) Vocal dialects and the structure of geographic  
668 variation in morphological and allozymic characters in the rufous- collared sparrow,  
669 *Zonotrichia capensis*. *Evolution* 46:1443–1456

670 Maeda T, Masataka N (2010) Locale-specific vocal behaviour of the tamarin (*Saguinus*  
671 *I. labiatus*). *Ethology* 75:25–30

672 Manser MB (2001) The acoustic structure of suricates' alarm calls varies with predator  
673 type and the level of response urgency. *Proc R Soc B* 268:2315–2324

674 Matocha K (1975) Vocal communication in ground squirrels, genus *Spermophilus*. PhD  
675 Thesis. Texas Tech University.

676 Matrosova VA, Volodin IA, Volodina EV, Babitsky AF (2007) Pups crying bass: vocal  
677 adaptation for avoidance of age-dependent predation risk in ground squirrels?. *Behav*  
678 *Ecol Sociobiol* 62:181–191.

679 Matrosova VA, Pivanova S V., Savinetskaya LE, Volodin IA, Volodina EV, Shekarova  
680 ON (2012) The between-population variation of the alarm call in the speckled ground



681 squirrel (*Spermophilus suslicus*, Rodentia, Sciuridae): effects of sex, age and body  
 682 mass. Zool Zhurnal 91:453–463

683 Matrosova VA, Rusin MY, Volodina EV, Proyavka SV, Savinetskaya LE, Shekarova  
 684 ON, Rashevskaya HV, Volodin IA (2016) Genetic and alarm call diversity across scattered  
 685 populations of speckled ground squirrels (*Spermophilus suslicus*). Mamm Biol 81:255–  
 686 265

687 Mortega KG, Flinks H, Helm B (2014) Behavioural response of a migratory songbird to  
 688 geographic variation in song and morphology. Front Zool 11:85

689 Morton ES (1975) Ecological sources of selection on avian sounds. Am Nat 109:17–34

690 Mundinger P (1982) Microgeographic and macrogeographic variation in the acquired  
 691 vocalizations of birds. In: Kroodsma D, Miller E (eds) Acoustic communication in birds  
 692 New York: Academic Press, New York, pp 147–208

693 Nicholls JA, Goldizen AW (2006) Habitat type and density influence vocal signal  
 694 design in satin bowerbirds. J Anim Ecol 75:549–558

695 Nicholls JA (2008) Site specificity in advertisement calls and responses to playbacks of  
 696 local and foreign call variants in satin bowerbirds, *Ptilonorhynchus violaceus*. Behav  
 697 Ecol Sociobiol 62:831–841

698 Nottebohm F (1969) The song of the chingolo, *Zonotrichia capensis*, in Argentina:  
 699 description and evaluation of a system of dialects. Condor 71:299–315

700 Nowicki S (1987) Vocal tract resonances in oscine bird sound production: evidence  
 701 from birdsongs in a helium atmosphere. Nature 325:53–55

702 Oksanen J, Blanchet FG, Friendly M, Kindt R, Legendre P, McGlinn D, Minchin PR,  
 703 O'Hara RB, Simpson GL, Solymos P, Stevens MHH, Szoecs E, Wagner H (2018) Vegan  
 704 R package version 2.5-2. Community Ecology Package.

705 Parmentier E, Lagardère J, Vandewalle P, Fine M (2005) Geographical variation in  
 706 sound production in the anemonefish *Amphiprion akallopisos*. Proc R Soc B 272:1697–  
 707 1703

708 Payne RB, Westneat DF (1988) A genetic and behavioral analysis of mate choice and  
 709 song neighborhoods in indigo buntings. Evolution 42:935–947

710 Perla BS, Slobodchikoff CN (2002) Habitat structure and alarm call dialects in  
 711 Gunnison’s prairie dog (*Cynomys gunnisoni*). Behav Ecol 13:844–850

712 Perrin C, Allainé D, Leberre M (1993) Socio-spatial organization and activity  
 713 distribution of the Alpine marmot *Marmota marmota* - preliminary results. Ethology  
 714 93:21–30

715 Perry EA, Terhune JM (1999) Variation of harp seal (*Pagophilus groenlandicus*)  
 716 underwater vocalizations among three breeding locations. J Zool 249:181–186

717 Pinheiro J, Bates D, DebRoy S, Sarkar D (2018) nlme: Linear and Nonlinear Mixed  
 718 Effects Models.

719 Podos J (2001) Correlated evolution of morphology and vocal signal structure in  
 720 Darwin’s finches. Nature 409:185–188

721 Podos J (2007) Discrimination of geographical song variants by Darwin’s finches. Anim  
 722 Behav 73:833–844

723 Podos J, Warren PS (2007) The evolution of geographic variation in birdsong. Adv  
 724 Study Behav 37:403–458

725 Price T (2008) Speciation in birds. Greenwood: Roberts and Company Publishers.

726 Ramousse R, Martinot JP, Le Berre M (1992) Twenty years of re-introduction policy of  
 727 alpine marmots from the national park of La Vanoise (French Alps). In: Proceedings of  
 728 the 1st International Conference on Genus *Marmota*, p. 171–177.

729 Randler C, Förschler MI (2011) Heterospecifics do not respond to subtle differences in  
 730 chaffinch mobbing calls: message is encoded in number of elements. *Anim Behav*  
 731 82:725–730

732 Rendall D, Owren MJ, Ryan MJ (2009) What do animal signals mean? *Anim Behav* 78:  
 733 233-240

734 Ruegg K, Slabberkoorn H, Clegg S, Smith TB (2006) Divergence in mating signals  
 735 correlates with ecological variation in the migratory songbird, Swainson's thrush  
 736 (*Catharus ustulatus*). *Mol Ecol* 15:3147–3156

737 Ryan MJ, Brenowitz EA (1985) The role of body size phylogeny and ambient noise in  
 738 the evolution of bird song. *Am Nat* 126:87–100

739 Schlenker P, Chemla E, Arnold K, Lemasson A, Ouattara K, Keenan S, Stephan C,  
 740 Ryder R, Zuberbühler K (2014) Monkey semantics: two 'dialects' of Campbell's  
 741 monkey alarm calls. *Linguist Philos.* 37:439–501

742 Searcy WA, Nowicki S, Hughes M, Peters S (2002) Geographic song discrimination in  
 743 relation to dispersal distances in song sparrows. *Am Nat* 159:221–230

744 Shieh B-S, Liang S-H, Yuan H-W, Chen CC (2013) Experimental evidence that distinct  
 745 song phrases in the Grey-cheeked *Fulvetta Alcippe morrisonia* permit species and local  
 746 dialect recognition. *Ibis* 155:32–41

747 Shizuka D, Lein MR, Chilton G (2016) Range-wide patterns of geographic variation in  
 748 songs of Golden-crowned Sparrows (*Zonotrichia atricapilla*). *Auk* 133:520–529

749 Slabbekoorn H, Smith TB (2002) Bird song, ecology and speciation. *Philos Trans R Soc*  
 750 *Lond B Biol Sci* 357:493–503

751 Slater PJB (1986). The cultural transmission of bird song. *Trends Ecol. Evol.* 1:94–97.

752 Slobodchikoff CN, Ackers SH, Van Ert M. (1998) Geographic variation in alarm calls of

753 Gunnison's prairie dogs. *J Mammal* 79:1265–1272  
 754 Soha JA, Poesel A, Nelson DA, Lohr B (2016) Non-salient geographic variation in  
 755 birdsong in a species that learns by improvisation. *Ethology* 122:343–353  
 756 Suzuki TN, Wheatcroft D, Griesser M (2016) Experimental evidence for compositional  
 757 syntax in bird calls. *Nat Commun*, 7:10986  
 758 Thielcke G (2008) On the origin of divergence of learned signals (songs) in isolated  
 759 populations. *Ibis* 115:511–516  
 760 Thomas JA, Puddicombe RA, George M, et al. (1988) Variations in underwater  
 761 vocalizations of Weddell seals (*Leptonychotes weddelli*) at the Vestfold Hills as a  
 762 measure of breeding population discreteness. In: *Biology of the Vestfold Hills,*  
 763 *Antarctica.* p. 279–284. Dordrecht: Springer Netherlands  
 764 Thomas J, Golladay C (1992) Geographic variation in leopard seal (*Hydrurga leptonyx*)  
 765 underwater vocalizations. In: *Sensory systems of aquatic mammals.* p. 201–221.  
 766 Woerden: De Spil Publishers.  
 767 Tubaro PL, Mahler B (1998) Acoustic frequencies and body mass in New World doves.  
 768 *Condor* 100:54–61  
 769 Uy JAC, Moyle RG, Filardi CE (2009) Plumage and song differences mediate species  
 770 recognition between incipient flycatcher species of the Solomon Islands. *Evolution*  
 771 63:153–164  
 772 Van Parijs S, Lydersen C, Kovacs K (2003) Vocalizations and movements suggest  
 773 alternative mating tactics in male bearded seals. *Anim Behav* 65:273–283  
 774 Velásquez N (2014) Geographic variation in acoustic communication in anurans and its  
 775 neuroethological implications. *J Physiol* 108:167–173  
 776 Venables WN, Ripley BD (2002) *Modern Applied Statistics with S.* Fourth Edition.

777 New York: Springer.

778 Weir BS, Cockerham CC (1984) Estimating F-statistics for the analysis of population-  
779 structure. *Evolution* 38:1358–1370

780 Wilczynski W, Ryan MJ (1999) Geographic variation in animal communication  
781 systems. In: Foster SA, Endler JA (eds) *Variation in behavior: perspectives on*  
782 *evolutionary mechanisms*. Oxford University Press, Oxford, pp 234–261.

783 Wiley HR, Richards DG (1982) Adaptations for acoustic communication in birds :  
784 sound transmission and signal detection. In: Kroodsma D, Miller E (eds) *Acoustic*  
785 *Communication in Birds* , New York: Academic Press, New York, pp 131–181

786 Wiley RH, Richards DG (1978) Physical constraints on acoustic communication in the  
787 atmosphere: Implications for the evolution of animal vocalizations. *Behav Ecol*  
788 *Sociobiol* 3:69–94

789 Wilkins MR, Seddon N, Safran RJ (2013) Evolutionary divergence in acoustic signals:  
790 causes and consequences. *Trends Ecol Evol* 28:156–166

791 Wright TF, Wilkinson GS (2001) Population genetic structure and vocal dialects in an  
792 amazon parrot. *Proc R Soc B* 268:609–16

793 Schlenker P, Chemla E, Arnold K, Lemasson A, Ouattara K, Keenan S, Stephan C,  
794 Ryder R, Zuberbühler K (2014) Monkey semantics: two ‘dialects’ of Campbell’s  
795 monkey alarm calls. *Linguist Philos* 37:439–501

796 Wilczynski W, Ryan MJ (1999) Geographic variation in animal communication  
797 systems. In: Foster SA, Endler JA (eds) *Geographic variation in behavior: perspectives*  
798 *on evolutionary mechanisms*, Oxford University Press, Oxford, pp 234–261

799 Zimmerman HD, Ramsay SM, Mesias V, Mora M, Murray BW, Otter KA (2016)  
800 Evolution of white-throated sparrow song: regional variation through shift in terminal

801 strophe type and length. Behaviour 153:1839–1861

802 Zuberbühler K (2009) Survivor signals: the biology and psychology of animal alarm

803 calling. Adv Study Behav 40:277–322

804 Zuk M, Rotenberry JT, Simmons LW (2001) Geographical variation in calling song of

805 the field cricket *Teleogryllus oceanicus*: the importance of spatial scale. J Evol Biol

806 14:731–741

## FIGURE LEGENDS

**Fig. 1** Description of the acoustic structure of an Alpine marmot alarm call. (a) Sonogram of a calling bout composed by two calls (FFT 1024pts, windows Hamming, overlap 100%). The colours represent the amplitude of the sound from blue (low amplitude) to red (high amplitude). (b) Tracking of the fundamental frequency of an alarm call by zero-crossing allowed us to measure three temporal parameters (in s): duration of the ascendant phase (AD), stationary phase (SD) and descendant phase (DD) and three frequency parameters (in Hz): initial (F1), maximum (F2) and final (F3) frequencies.

**Fig. 2** Linear Discriminant Analysis (LDA) on the ascendant (AD), stationary (SD) and descendant (DD) phases' durations and the initial frequencies (F1) between each pair of populations: Sassièrè *versus* Tignes (a); Cerdanya *versus* Ripollès (b); Sassièrè *versus* Cerdanya (c); Sassièrè *versus* Ripollès (d); Tignes *versus* Cerdanya (e); and Tignes *versus* Ripollès (f). The plots on the left part of the figure represent the first axis of the LDA. The plots on the right part of the figure represent the contribution of the different acoustical variables to the discrimination between the considered pair of populations.

**Fig 3** Flee proportion (a), enter in burrow proportion (b), time spent vigilant (c) and time before resuming normal activity (d) in relation to the distance between the population of the receiver and the emitter (same, close - *i.e.* a geographically close population being Sassièrè and Tignes - and remote - *i.e.* a geographically remote population being Cerdanya). The black dots show the trials conducted in Sassièrè and the white dots show the trials conducted at Tignes. The error bars represent standard

831 errors.



## 832 TABLES AND TABLE LEGENDS

833

834 **Table 1** Pearson's correlation coefficients between acoustic features (N = 894 alarm

835 calls). \*:  $0.10 < P < 0.05$ ; \*\*:  $0.05 < P < 0.001$ ; \*\*\*:  $P < 0.001$ .

836

	Maximum frequency	Final frequency	Ascendant phase	Stationary phase	Descendant phase
Initial frequency	0.55***	0.67***	-0.17***	-0.02 (P=0.58)	0.09**
Maximum frequency		0.74***	0.36***	0.08**	0.30***
Final frequency			0.09**	0.07*	0.03 (P=0.36)
Ascendant phase				0.05 (P=0.11)	0.30***
Stationary phase					0.01 (P=0.84)

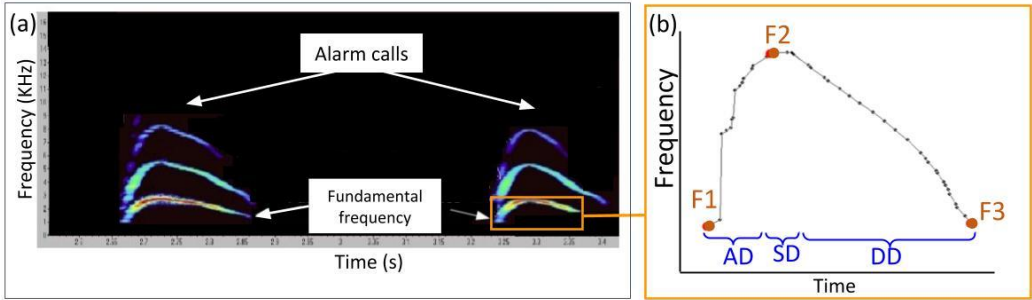
837 **Table 2** Percentage of correct classification and acoustic structure (AD, SD, DD and F1) correlations with the Linear Discriminant Analysis (LDA)  
838 canonical axis of the LDAs comparing each pair of studied populations. N: number of calls; AD: ascendant phases' durations; SD: stationary phases'  
839 durations; DD: descendant phases' durations; F1: initial frequency.

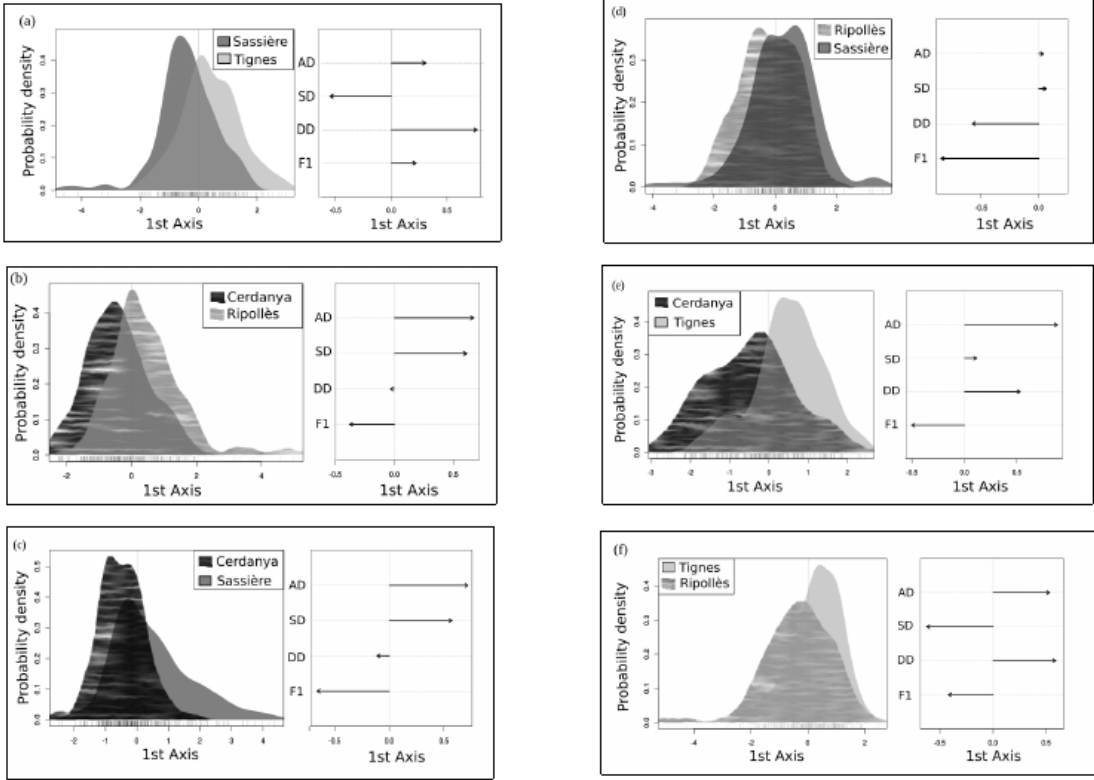
840

Compared populations	Mean correct classification [95% CI] (%)	Mean correlation [95% CI] of acoustical structures with the first canonical axis of each LDA				Pairwise differences in LD functions
		AD	SD	DD	F1	
Sassière vs. Tignes (N=137)	65.03 [56.04; 73.63]	0.35 [ 0.30; 0.40]	-0.51 [ -0.56; -0.47]	0.77 [ 0.73; 0.80]	0.19 [ 0.13; 0.25]	44.45
Cerdanya vs. Ripollès (N=145)	65.13 [56.25; 73.96]	0.69 [ 0.58; 0.78]	0.61 [ 0.48; 0.72]	0.13 [-0.04; 0.31]	-0.24 [-0.41; -0.07]	42.21
Sassière vs. Cerdanya (N=137)	64.41 [56.04; 72.53]	0.63 [ 0.51; 0.75]	0.58 [ 0.47; 0.68]	-0.18 [-0.35; -0.01]	-0.65 [-0.75; -0.54]	41.10
Sassière vs. Ripollès (N=137)	62.95 [54.95; 71.43]	0.04 [-0.02; 0.09]	0.06 [ 0.01; 0.12]	-0.36 [-0.41; -0.30]	-0.52 [-0.56; -0.47]	43.08
Tignes vs. Cerdanya (N=153)	71.64 [63.70; 79.41]	0.90 [ 0.84; 0.95]	0.13 [-0.02; 0.28]	0.50 [ 0.38; 0.61]	-0.47 [-0.58; -0.35]	41.85
Tignes vs. Ripollès (N=145)	62.49 [54.17; 69.79]	0.47 [ 0.43; 0.51]	-0.57 [ -0.61; -0.53]	0.55 [ 0.51; 0.59]	-0.38 [-0.43; -0.33]	44.56

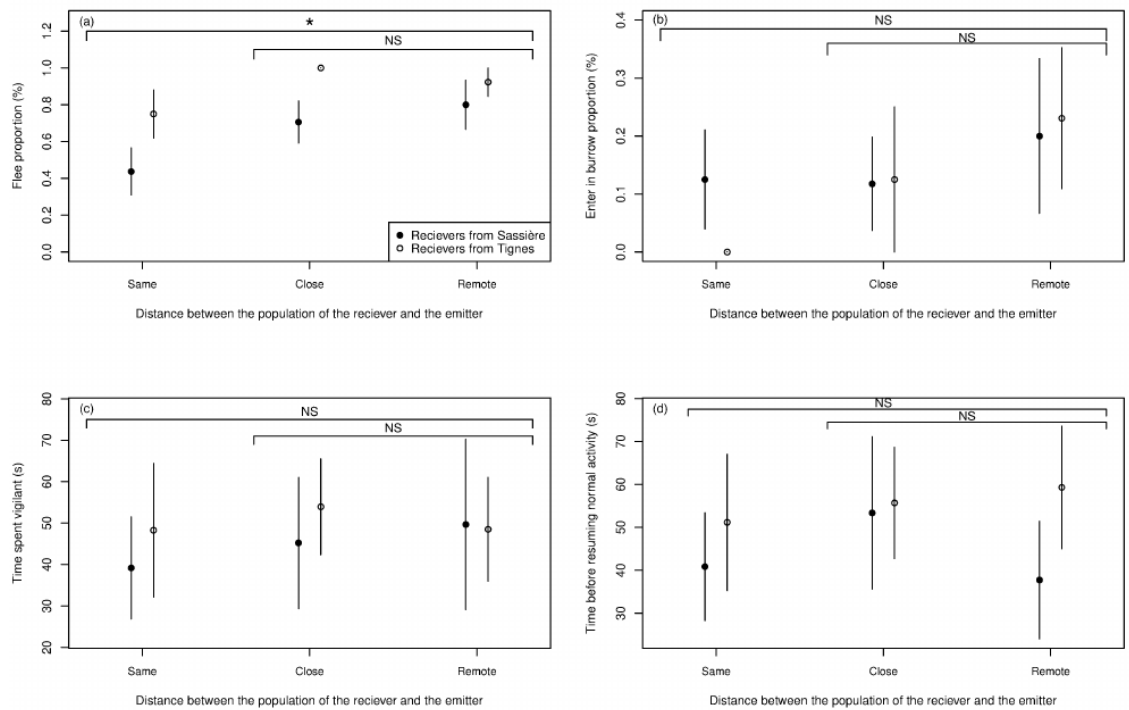
**FIGURES**

**Fig. 1**





847 **Fig. 3**  
848



849  
850

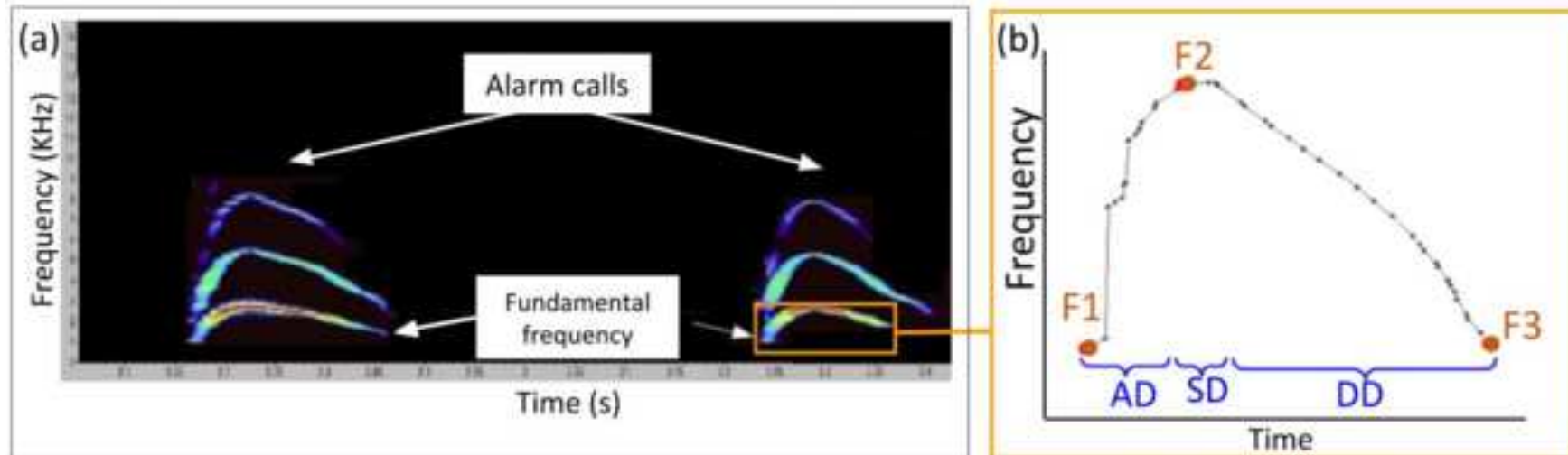


Figure 2

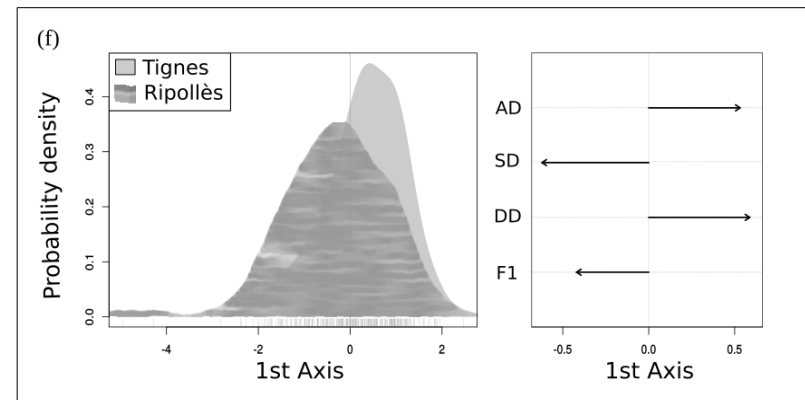
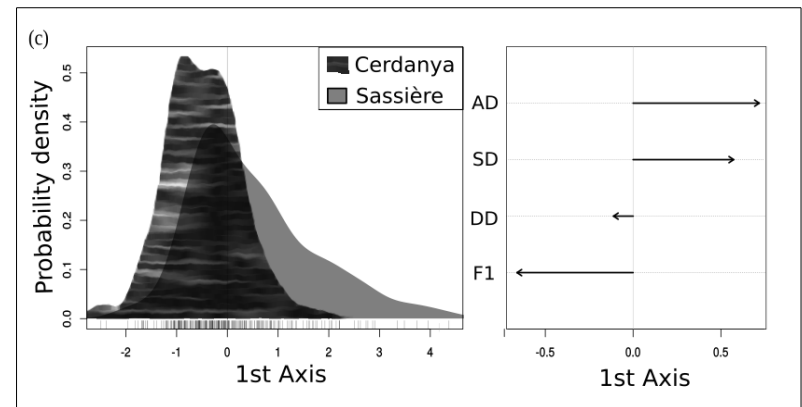
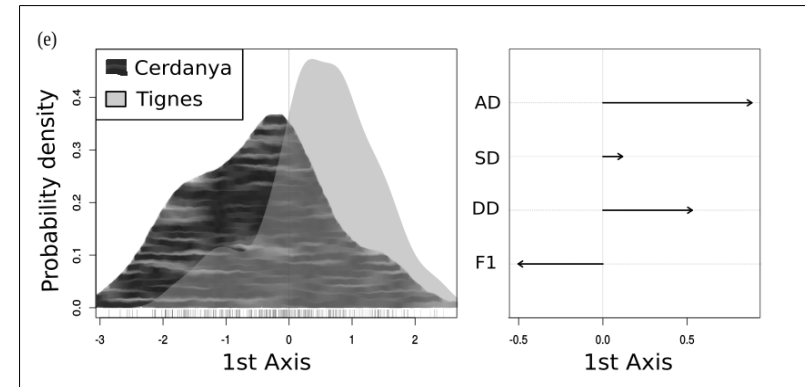
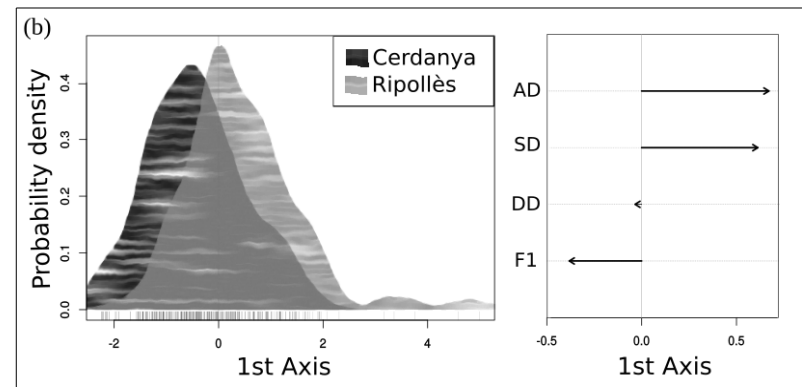
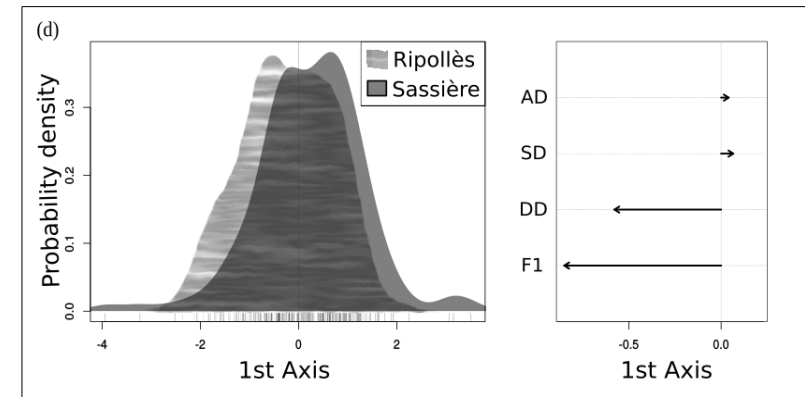
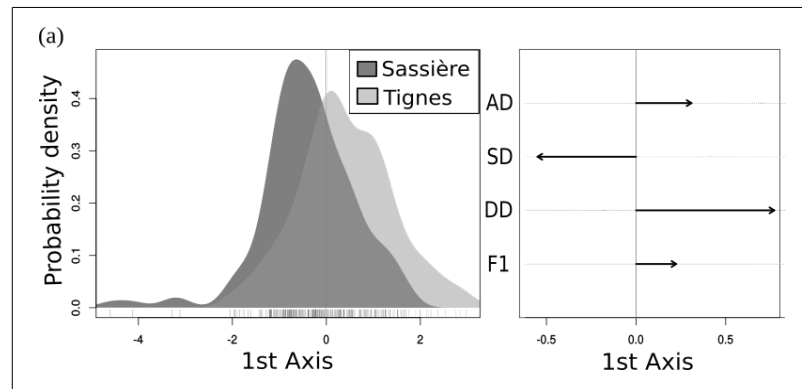
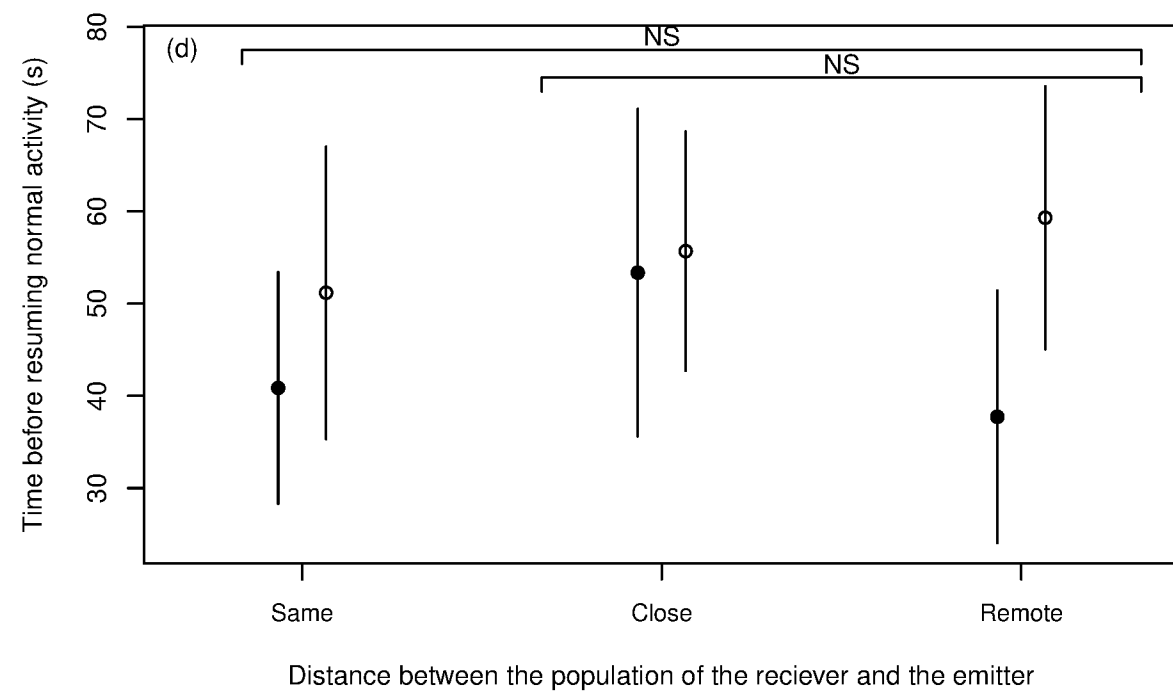
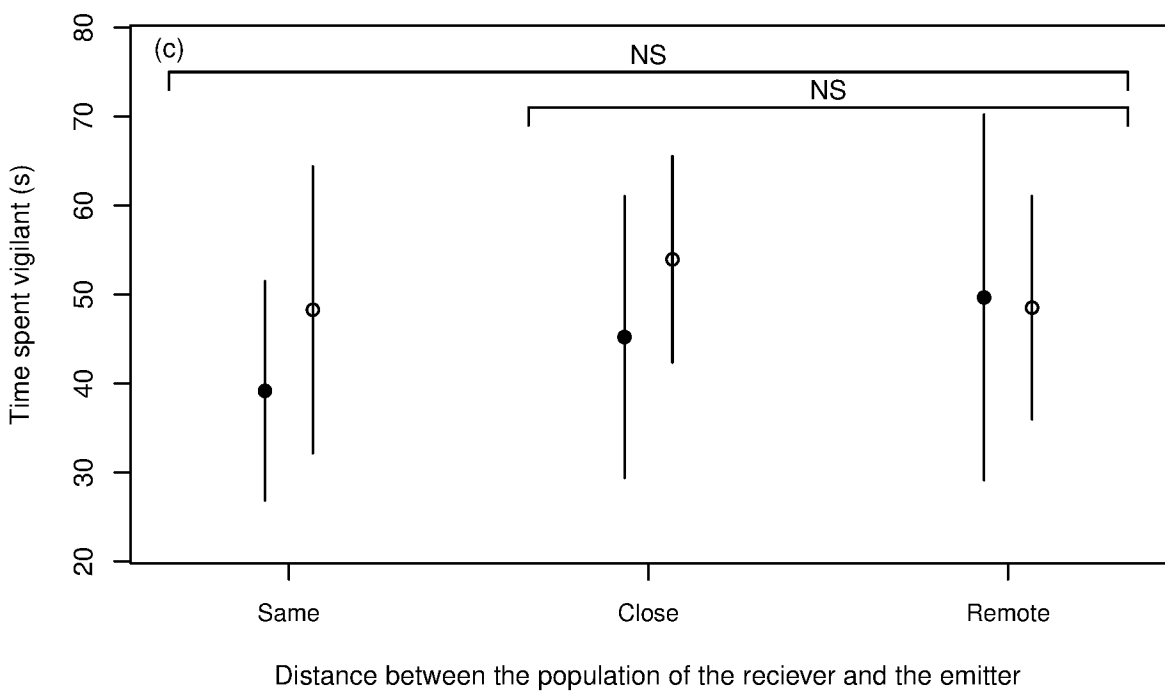
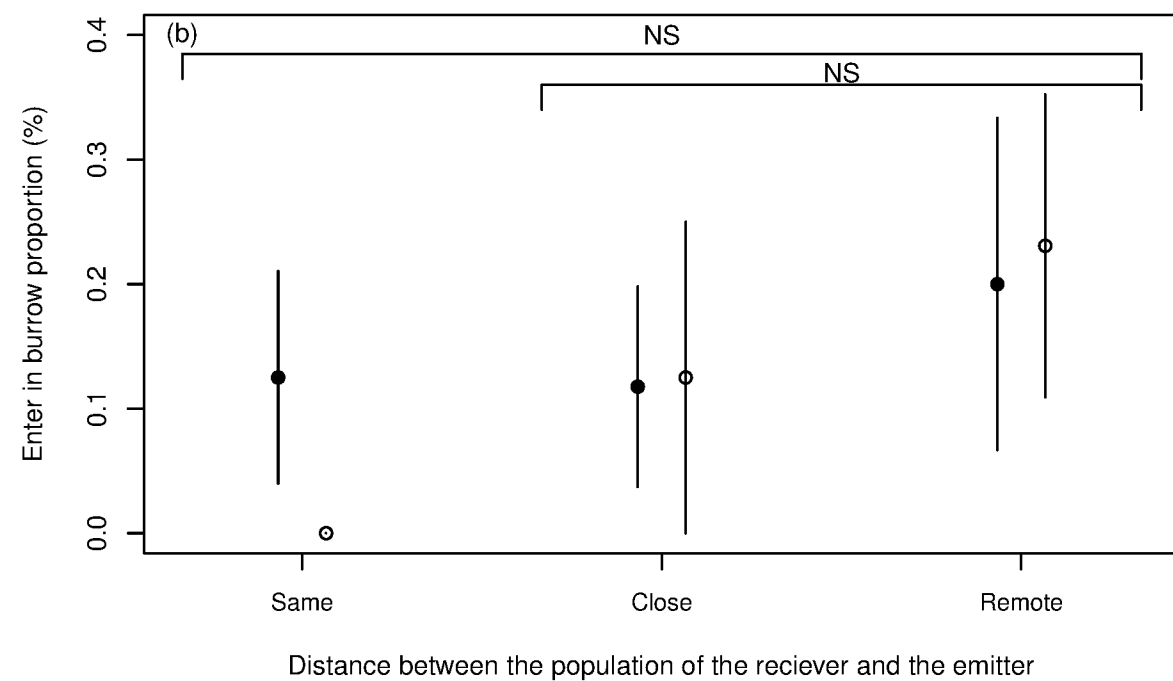
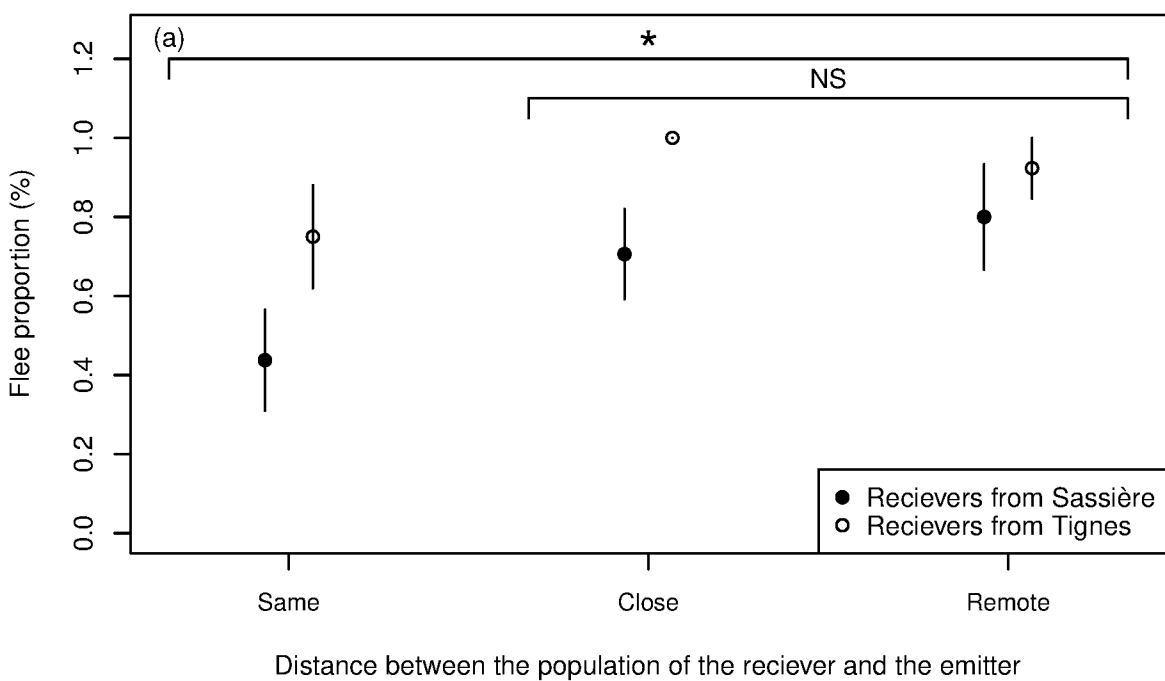





Figure 3










[Click here to access/download](#)  
**Supplementary Material**  
Appendix S1.docx





[Click here to access/download](#)  
**Supplementary Material**  
Appendix S2.docx





Click here to access/download  
**Supplementary Material**  
Appendix S3.docx

