



HAL
open science

Behaviour change content, understandability and actionability of chronic condition self-management apps available in France: systematic search and evaluation

Luiza Siqueira Do Prado, Camille Carpentier, Marie Préau, Anne-Marie Schott, Alexandra L Dima

► To cite this version:

Luiza Siqueira Do Prado, Camille Carpentier, Marie Préau, Anne-Marie Schott, Alexandra L Dima. Behaviour change content, understandability and actionability of chronic condition self-management apps available in France: systematic search and evaluation. JMIR mHealth and uHealth, inPress, 10.2196/13494 . hal-02170322

HAL Id: hal-02170322

<https://univ-lyon1.hal.science/hal-02170322v1>

Submitted on 1 Jul 2019

HAL is a multi-disciplinary open access archive for the deposit and dissemination of scientific research documents, whether they are published or not. The documents may come from teaching and research institutions in France or abroad, or from public or private research centers.

L'archive ouverte pluridisciplinaire **HAL**, est destinée au dépôt et à la diffusion de documents scientifiques de niveau recherche, publiés ou non, émanant des établissements d'enseignement et de recherche français ou étrangers, des laboratoires publics ou privés.

Behaviour change content, understandability and actionability of chronic condition self-management apps available in France: systematic search and evaluation

Luiza Siqueira do Prado, Camille Carpentier, Marie Preau, Anne-Marie Schott, Alexandra Dima

Submitted to: JMIR mHealth and uHealth
on: January 28, 2019

Disclaimer: © The authors. All rights reserved. This is a privileged document currently under peer-review/community review. Authors have provided JMIR Publications with an exclusive license to publish this preprint on its website for review purposes only. While the final peer-reviewed paper may be licensed under a CC BY license on publication, at this stage authors and publisher expressly prohibit redistribution of this draft paper other than for review purposes.

Table of Contents

Original Manuscript.....	5
Supplementary Files.....	25
Figures	26
Figure 1.....	27



Behaviour change content, understandability and actionability of chronic condition self-management apps available in France: systematic search and evaluation

Luiza Siqueira do Prado, MSc; Camille Carpentier, MSc; Marie Preau, PhD; Anne-Marie Schott, MD, PhD; Alexandra Dima, PhD

Corresponding Author:

Luiza Siqueira do Prado, MSc

Phone:

Fax:

Email: luiza.siqueira-do-prado@univ-lyon1.fr

Abstract

Background: Quality of life of people living with chronic conditions is highly dependent on self-management behaviours. Mobile health applications (mHealth apps) could facilitate self-management and thus help improve population health. To achieve their potential, apps need to target specific behaviours with appropriate techniques that support change and do so in a way that allows users to understand and act upon the content they interact with.

Objective: To identify chronic conditions self-management apps available in France and examined what target behaviours (TBs) and behaviour change techniques (BCTs) they include, what is their level of understandability and actionability, and the associations between these characteristics.

Methods: We extracted data on Google Play store “TOP” apps in the “Medicine” category or found through 12 popular terms (keywords) for the four most common chronic conditions groups (cardiovascular diseases, cancer, respiratory diseases and diabetes), along with apps identified through literature search. We selected and downloaded native Android apps available in French for the self-management of any chronic condition in one of the four groups and extracted background characteristics (e.g. stars, number of ratings), coded presence of TBs, BCTs using the Behaviour Change Taxonomy v1 (BCTv1), and understandability and actionability using the Patient Education Material Assessment Tool for audiovisual materials (PEMAT-A/V). We performed descriptive statistics and bivariate statistical tests.

Results: Forty-four distinct native apps were available for download in France and in French, 39 (88.6%) found via Google Play store and 5 (11.4%) via literature search. Nineteen (43.2%) apps were for diabetes, 10 for cardiovascular diseases (22.72%), 8 for more than one condition in the 4 groups (18.8%), 6 for respiratory diseases (13.63%), and 1 for cancer. Median number of TBs per app was 2 (range 0 - 7) and of BCTs per app was 3 (range 0 - 12). Most common BCT was “Self-monitoring of outcome(s) of behaviour” (31 apps), while most common TB was “Tracking symptoms” (30 apps). Median level of understandability was 42% and actionability 0%. Apps with more TBs and more BCTs were also more understandable ($\rho = 0.31$, $P = .041$; $\rho = 0.35$, $P = .021$), but not significantly more actionable ($\rho = 0.24$, $P = .123$; $\rho = 0.29$, $P = .054$).

Conclusions: These apps target few behaviours and include few BCTs, limiting their potential for behavior change. While content is moderately understandable, clear instructions on when and how to act are uncommon. Developers need to work closely with health professionals, users and behavior change experts to improve content and format to better support patients to cope with chronic conditions. Developers may use these criteria for assessing content and format to guide app development and evaluation of app performance.

(JMIR Preprints 28/01/2019:13494)

DOI: <https://doi.org/10.2196/preprints.13494>

Preprint Settings

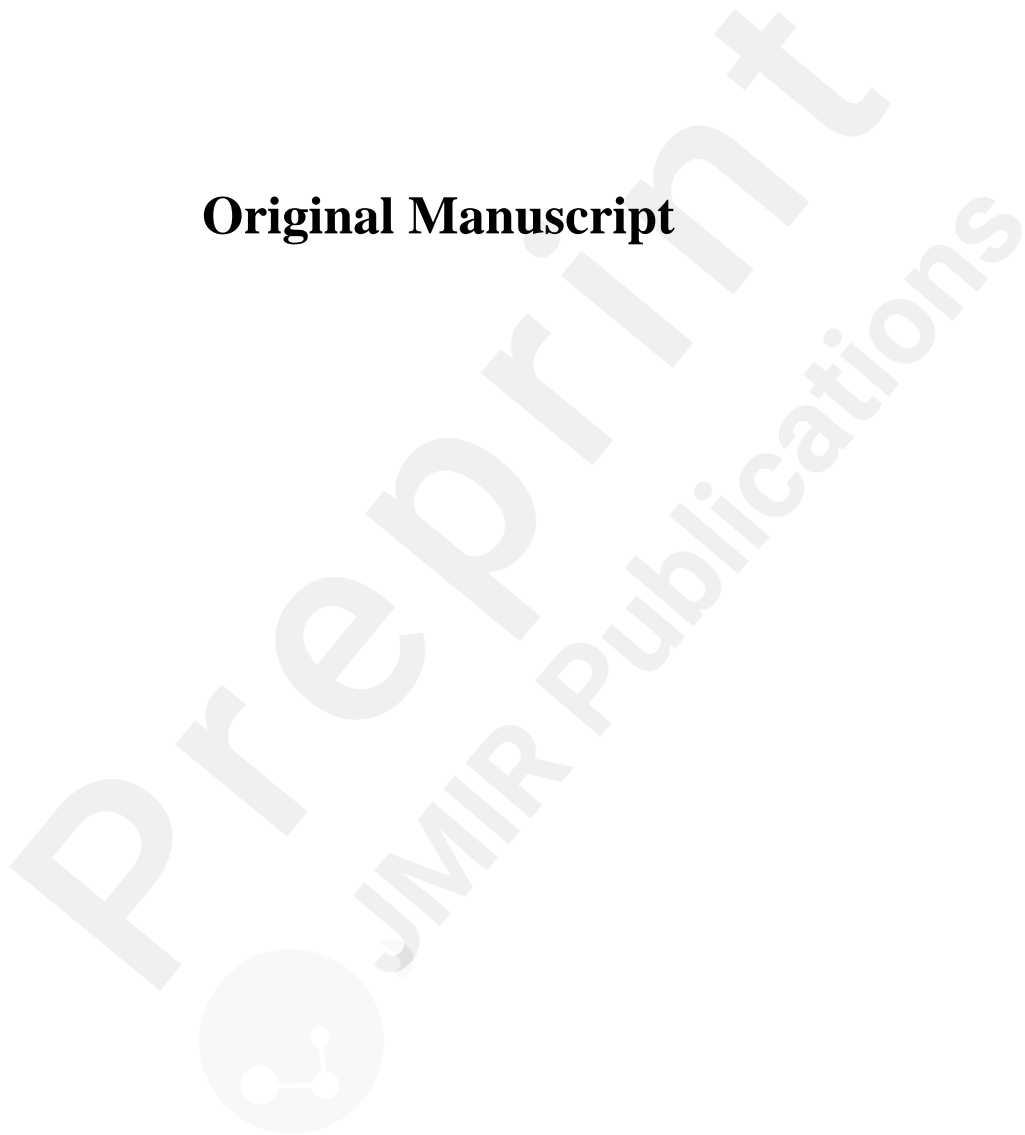
1) Would you like to publish your submitted manuscript as preprint?

✓ (a) Please make my preprint PDF available to anyone at any time (recommended).

- (b) Please make my preprint PDF available only to logged-in users; I understand that my title and abstract will remain visible to all users.
 - (c) Only make the preprint title and abstract visible.
 - (d) No, I do not wish to publish my submitted manuscript as a preprint.
- 2) If accepted for publication in a JMIR journal, would you like the PDF to be visible to the public?
- ✓ (a) **Yes, please make my accepted manuscript PDF available to anyone at any time (Recommended).**
 - (b) Yes, but please make my accepted manuscript PDF available only to logged-in users; I understand that the title and abstract will remain visible to all users.
 - (c) Yes, but only make the title and abstract visible (see Important note, above). I understand that if I later pay to participate in [JMIR Publications](#), my preprint will be made available to all users.

Preprint
JMIR Publications

Original Manuscript



Review

Behaviour change content, understandability and actionability of chronic condition self-management apps available in France: a systematic review

Abstract

Background: Quality of life of people living with chronic conditions is highly dependent on self-management behaviours. Mobile health applications (mHealth apps) could facilitate self-management and thus help improve population health. To achieve their potential, apps need to target specific behaviours with appropriate techniques that support change and do so in a way that allows users to understand and act upon the content they interact with.

Objective: To identify chronic conditions self-management apps available in France and examined what target behaviours (TBs) and behaviour change techniques (BCTs) they include, what is their level of understandability and actionability, and the associations between these characteristics.

Methods: We extracted data on Google Play store “TOP” apps in the “Medicine” category or found through 12 popular terms (keywords) for the four most common chronic conditions groups (cardiovascular diseases, cancer, respiratory diseases and diabetes), along with apps identified through literature search. We selected and downloaded native Android apps available in French for the self-management of any chronic condition in one of the four groups and extracted background characteristics (e.g. stars, number of ratings), coded presence of TBs, BCTs using the Behaviour Change Taxonomy v1 (BCTv1), and understandability and actionability using the Patient Education Material Assessment Tool for audiovisual materials (PEMAT-A/V). We performed descriptive statistics and bivariate statistical tests.

Results: Forty-four distinct native apps were available for download in France and in French, 39 (88.6%) found via Google Play store and 5 (11.4%) via literature search. Nineteen (43.2%) apps were for diabetes, 10 for cardiovascular diseases (22.72%), 8 for more than one condition in the 4 groups (18.8%), 6 for respiratory diseases (13.63%), and 1 for cancer. Median number of TBs per app was 2 (range 0 - 7) and of BCTs per app was 3 (range 0 - 12). Most common BCT was “Self-monitoring of outcome(s) of behaviour” (31 apps), while most common TB was “Tracking symptoms” (30 apps). Median level of understandability was 42% and actionability 0%. Apps with more TBs and more BCTs were also more understandable ($\rho = 0.31, P = .041$; $\rho = 0.35, P = .021$), but not significantly more actionable ($\rho = 0.24, P = .123$; $\rho = 0.29, P = .054$).

Conclusions: These apps target few behaviours and include few BCTs, limiting their potential for behavior change. While content is moderately understandable, clear instructions on when and how to act are uncommon. Developers need to work closely with health professionals, users and behavior change experts to improve content and format to better support patients to cope with chronic conditions. Developers may use these criteria for assessing content and format to guide app development and evaluation of app performance.

Registration: PROSPERO CRD42018094012

Keywords: mHealth; smartphone; app; self-management; chronic conditions; target behaviours; behaviour change techniques; understandability; actionability.

Introduction

Chronic conditions are the main cause of disability and premature death worldwide, representing the highest number of disability-adjusted life years (DALYs) in the Global Burden of Diseases [1]. More specifically, four groups of diseases (cardiovascular diseases, cancers, respiratory diseases and diabetes, respectively) cause 80% of premature deaths related to chronic conditions [2]. The rise in prevalence of such conditions, while being determined by multiple causes, is highly related to unhealthy lifestyles and population ageing. Treatment requires a long-term and multidisciplinary approach, including therapeutic education and lifestyle changes, to prevent further aggravation and/or premature death, focusing on modifiable behavioural risk factors, such as insufficient physical activity or inadequate diet [2]. Achieving and maintaining satisfactory quality of life is strongly dependent on the patient's ability to reduce behavioural risks and perform regularly specific self-care activities defined together with health care providers (self-management behaviours). This process of active engagement in obtaining skills and taking part in health-related decisions, also called patient empowerment [3], may be mediated by technology that facilitates self-awareness and understanding how and when to take action regarding measured physiological parameters, to prevent or react to deterioration in health status.

Currently, mobile health smartphone applications (mHealth apps) can support patients in performing behaviours such as symptom monitoring and medication intake, among others [4], and have therefore the potential to help improve population health and reduce healthcare costs. By the end of 2017, mobile broadband subscriptions were expected to reach 4.3 billion worldwide [5]. In 2012, one in five smartphone users had at least one health-related mobile app on his/her phone [6]; in 2015, over half of that population had downloaded at least once a health-related app [7], and numbers of mHealth apps downloaded are similar between individuals with and without chronic conditions [8]. The availability of mHealth apps and people's tendency to carry their devices with them at all times mean they can be also used for delivering behavioural interventions to large populations [9]. Yet, despite the increasing number of studies and reviews on the use of such apps on health outcomes, evidence for effectiveness is still unclear [10,11]. Furthermore, in the fast-paced technology culture, few mHealth interventions are designed in collaboration with patients, clinicians or behavioural scientists or are subject to rigorous testing [4,12]. The result is a wide and heterogeneous range of offerings that differ in their objective, content and user experience [13].

To assess the potential of self-management apps to improve individual and population health, it is useful to consider them as technology-mediated health behaviour change interventions. For such interventions to be effective, they need to intervene on the causal behavioural pathways relevant to the health of their user group, i.e. to target specific behaviours (TBs) causally linked to the desired outcomes. Moreover, from a psychological perspective, they need to include behaviour change techniques (BCTs), which are the "active ingredients" of behaviour change interventions – reproducible and irreducible components of these interventions that can trigger change in the psychological determinants of these behaviours, and consequently improve health [14]. In recent years, health behaviour theorists and intervention developers have been building consensus on methods to identify BCTs present in existing interventions, which resulted in a 93-BCT taxonomy currently used as a shared framework for intervention evaluation and development [15]. The presence of behavioural change content has been shown to increase the effectiveness of mHealth and internet-based interventions [16,17]. Examining the mHealth app offer in terms of occurrence of TBs and BCTs can be informative regarding the

current state-of-the-art on behaviour change, and highlight opportunities for improvement [18], for example by studying links between usage patterns of individual behaviour change content and changes in health outcomes.

The presence of relevant behaviour change content does not by itself guarantee that users will be able to interact with it, and potentially change their behaviours. These tools need to present information in an accurate, comprehensible and actionable way and must consider different communication competencies, styles and health literacy levels to optimize their reach and enhance health decision making [19]. Evidence shows most education materials are too complex for patients with low health literacy [20]. To assess the suitability of mHealth apps for diverse audiences it is useful to consider them as health-related materials. The Patient Education Material Assessment Tool for audiovisual materials (PEMAT-A/V) is a commonly-used method in this domain, which evaluates the extent to which health-related materials are understandable (understandability) and give clear instructions regarding actions that users may take to apply the information presented (actionability) [20]. Presenting relevant behaviour change content in a suitable manner is therefore important for ensuring that the intended users achieve the goals the app is supposed to facilitate. Apps with richer behavioural content may also present it in a more understandable and actionable way, and this can be seen as indicator of app quality and of the level of expertise of the developing team. Yet, to our knowledge, no examination of both content and suitability of apps was performed to date. Understanding the links between content and format in the current app offer in a specific territory may provide insights into the rapidly evolving app development phenomenon and recommendations for improvement.

As mHealth develops worldwide, evaluations of app content and format are increasingly common and necessary to inform policy discussions on achieving the potential of mHealth to improve public health [21]. For example, BCTs were shown not to be widely implemented in top-ranked physical activity apps in the United States [22]. In New Zealand, in physical activity and dietary apps, BCTs associated with increased effectiveness in modifying these behaviours were more common in paid apps [23]. In Canada, theory-based cognitive-behavioural content was found to be present in only 10% of apps for depression [24]. Although app use is a global phenomenon, research is normally limited to apps in English, while the available offer in commercial marketplaces is restricted to geographical regions. The French Health National Strategy 2018-2022 has forecasted a generalization of digital services in healthcare and put special interest in promoting favourable health behaviours and fighting social inequities in access to healthcare [25]. It is thus important to assess the current mHealth app offer in France and in French, especially for self-management of chronic conditions. To our knowledge, no review with these characteristics has been published to date worldwide and the potential of these tools to support behaviour change for self-management of chronic conditions has not been fully examined yet. Such evaluation is instrumental for orienting the development of this expanding field in a way that best serves the interests of all stakeholders, including patients, healthcare professionals, app developers, payers and the healthcare system.

Therefore, this systematic review of mHealth apps for chronic conditions self-management in France aimed to answer the following questions: (1) what behaviours are targeted in these apps, and by which BCTs?; (2) what levels of understandability and actionability characterize these apps?; and (3) are apps with more behavioural change content also easier to understand and act upon?

Methods

We developed a systematic review protocol based on PRISMA-P guidelines, an evidence-based minimum set of items for reporting systematic reviews [26], and registered it with PROSPERO, an international database of prospectively registered systematic reviews (registration number CRD42018094012). PRISMA checklist is available in Multimedia Appendix 1.

Apps were identified through two different approaches: a search of peer-reviewed articles reporting on development or validation of mHealth apps for self-management of chronic conditions, and a search in the Android commercial marketplace for smartphones. We used Android marketplace Google Play store as it detains 88% of the global mobile phone market [27] and most apps are developed for both operating systems (Android and iOS).

A systematic search of PubMed (MEDLINE), IEEE and Web of Science electronic bibliographic databases was conducted (all search terms are available in Multimedia Appendix 2). All peer-reviewed articles and conference papers published between 2012 and 2018 concerning mHealth self-management interventions in the previously stated chronic conditions reporting empirical research of the development or validation of mHealth tools, pilot studies, randomized controlled trials (both protocols and reports of study results) were assessed independently by two investigators based on title and abstract, followed by full-text examination to identify available apps in France, in French and for Android at the Google Play store.

Subsequently, a list of the first 500 free apps labelled as “Top” in Google Play store in the “Medicine” category and the 55 paid apps available in the same category was extracted (n = 555). The number of paid apps was limited by the marketplace. Another search was performed using 12 keywords in French related to the 4 groups of diseases: cardiovascular diseases, cancers, respiratory diseases and diabetes (“maladie cardiaque”, “maladie coeur”, “AVC accident vasculaire cérébral”, “infarctus”, “maladie pulmon”, “asthme”, “BPCO”, “maladie respiratoire”, “cancer”, “diabète”, “diabète type 1”, “diabète type 2”). For each keyword, the 20 first apps shown in the marketplace (n = 240) were extracted. The complete list (n = 795) was assessed independently by two investigators. After screening, selected apps were divided into 5 groups: 4 according to the condition they targeted (‘Cancer’, ‘Diabetes’, ‘Respiratory diseases’, ‘Cardiovascular diseases’) and one generic group (‘Other’), comprising apps targeting behaviours like medication adherence and physical activity irrespective of medical condition.

All searches, data extraction and coding were done between March and April 2018. Second coding by a different investigator, along with inter-rater reliability, reconciliation and coding review were performed in October 2018. A smartphone Samsung J7 with Android version 6.0.1 was used for downloading and evaluating all selected apps.

Eligibility

All native apps available for download in France and in French at Google Play Store designed for patients for the self-management of cardiovascular diseases, cancers, respiratory diseases and diabetes were eligible. There was no restriction considering price or source of for-/not-for-profit funding. Were excluded apps that were clearly not for chronic conditions (apps that did not state their main purpose, or were designed for other users or purposes, such as training health professionals or students, hospitals or medical laboratories, making medical appointments, reaching emergency services, or geographical localization of defibrillators or

pharmacies), apps for chronic conditions other than those in the 4 groups studied in this work, apps for chronic conditions in the 4 groups but not for self-management (offering general health information or risk assessment), apps that required additional hardware like special glucometers, apps with description in French but content in English or with different names and same content, and finally apps that were no longer available in October 2018.

Eligible apps may describe their objective as chronic disease self-management, or target only specific behaviors relevant for these conditions, such as medication adherence, trigger management, exacerbation management, physical activity, dietary behaviors, archiving health information. Apps that targeted only preventive behaviors, such as physical activity and diet, with no reference to chronic condition management were also excluded.

Screening and selection

Reference management software (Zotero) was used to identify/remove duplicate records in the literature search. Titles and abstracts of remaining records were screened by two independent reviewers to establish eligibility. If at least one reviewer recommended study or app inclusion, the full text or app availability was sourced for review and appraisal, and/or to reaching consensus of study eligibility. If reviewer discordance persisted, consensus was reached through discussion and arbitration with a third investigator.

Data extraction and analysis

The following app characteristics were extracted from Google Play store: information on the presence of sales on app (paid app; free app with/without paid features), number of downloads (from 10+ to 10 000 000+), user ranking (from 1 to 5 stars), number of ratings, version, last update and developer information were extracted from the marketplace along with app's name and available description. Developers were then categorized in three groups, "Private company", comprising single app developers and dedicated app developing companies, "Non-private", comprising NGO, public institutions or European projects, and "Pharmaceutical/Medical Devices companies", comprising bigger players in the market such as pharmaceutical laboratories and other medical technology companies.

Target behaviours and behaviour change content

TBs were coded following detailed examination of app content and further functions, like sending notifications to users to perform tasks such as drinking water, exercising, etc. Each TB present was coded once per app; one app may contain several TBs. Behaviour change content was coded by a trained investigator using the BCT taxonomy [15]. This taxonomy represents a consensus of hierarchically structured techniques developed to specify behavioural interventions. Each BCT present was coded once for each app; one app may contain multiple BCTs. A second trained coder evaluated a subset of 8 selected apps (18.2%) and inter-rater reliability was computed with bias-adjusted kappa (PABAK).

Understandability and actionability assessment

A material is understandable and actionable when users of different health literacy levels can "process and explain key messages" and "identify what they can do based on the information presented" [20]. Understandability and actionability levels were evaluated using the PEMAT-A/V [20], which is a systematic method to evaluate understandability and actionability of patient education materials. It includes 13 items in five topics (Content, Word Choice & Style, Organization, Layout & Design and Use of Visual Aids) to evaluate understandability (e.g., "The

material makes its purpose completely evident”, “The material uses common, everyday language”, etc) and 4 items for actionability (e.g., “The material clearly identifies at least one action the user can take”). Each item was rated with 0 (If Disagree) or 1 (If Agree), while not applicable items received N/A. Item scores were added and divided by the maximum score possible (excluding N/A items) and the result multiplied by 100 to get a percentage score. A second coder assessed understandability and actionability scores for the same subset of apps used for BCT coding; inter-rater reliability was computed using the intraclass correlation coefficient (ICC).

Data analysis

Coding was done using Microsoft Excel and all statistical analyses were performed using RStudio version 1.1.383. We examined app characteristics, behavioural content and PEMAT scores via descriptive statistics. We performed nonparametric tests to compare groups and to investigate the correlation between the variables of interest, given their distribution properties. Associations between behavioural content and PEMAT scores were investigated via bivariate correlations (Spearman's rank correlation coefficient, ρ). Additional exploratory analyses regarding relationships between app characteristics and these content and format properties are reported in Multimedia Appendixes 3 and 4 for interested readers.

Results

Search

Of the total 704 unique apps identified in Google Play store, 167 (23.72%) had descriptions in languages other than French; 104 apps (14.77%) were considered as targeting chronic conditions in general and 50 apps (7.10%) focused on chronic conditions in the 4 groups of diseases included in this review. Other chronic conditions (not considered in this work) were back pain, migraine and headache, sleeping apnea, depression, among others. For app selection, agreement between reviewers was substantial ($\kappa = 0.62$). Reconciliation was done by a third reviewer when agreement was not reached after discussion between the first two. Fifty apps met inclusion criteria. Nonetheless, 3 of the selected apps required other connected objects (e.g., connected glucometer or blood glucose sensor, smart watch), 3 had descriptions in French but app content was entirely in English, and 2 pairs of apps had different names but same content (1 app of each pair was removed; total n excluded = 8). When second coding of BCT content and understandability and actionability scores was performed in October 2018 for calculation of inter-rater reliability and score revision, 3 apps were no longer available on the marketplace and were removed from the analysis.

The literature search yielded 1344 abstracts, and 234 manuscripts were assessed based on full-text. Inter-rater reliability was 0.33 (fair agreement), and a third reviewer did reconciliation by checking all records disagreed on by the first two. Many of the manuscripts found through literature search were reviews, and reviews of reviews ($n = 282$). No peer-reviewed or conference papers from French institutions was selected for full-text screening. Seven [28–34] out of 234 manuscripts selected mentioned at least one native app for Android available in France and in French and were included in our review. Of the 7 apps, one was present in two different articles and one required a glucometer connected to the smartphone, which prevented app use. This resulted in 5 distinct apps downloaded from Google Play store. Apps found through literature search were not present in the list of apps extracted previously

from Google Play store. Finally, we analyzed a list of 44 unique native apps (5 from literature search and 39 from marketplace search) (Figure 1).

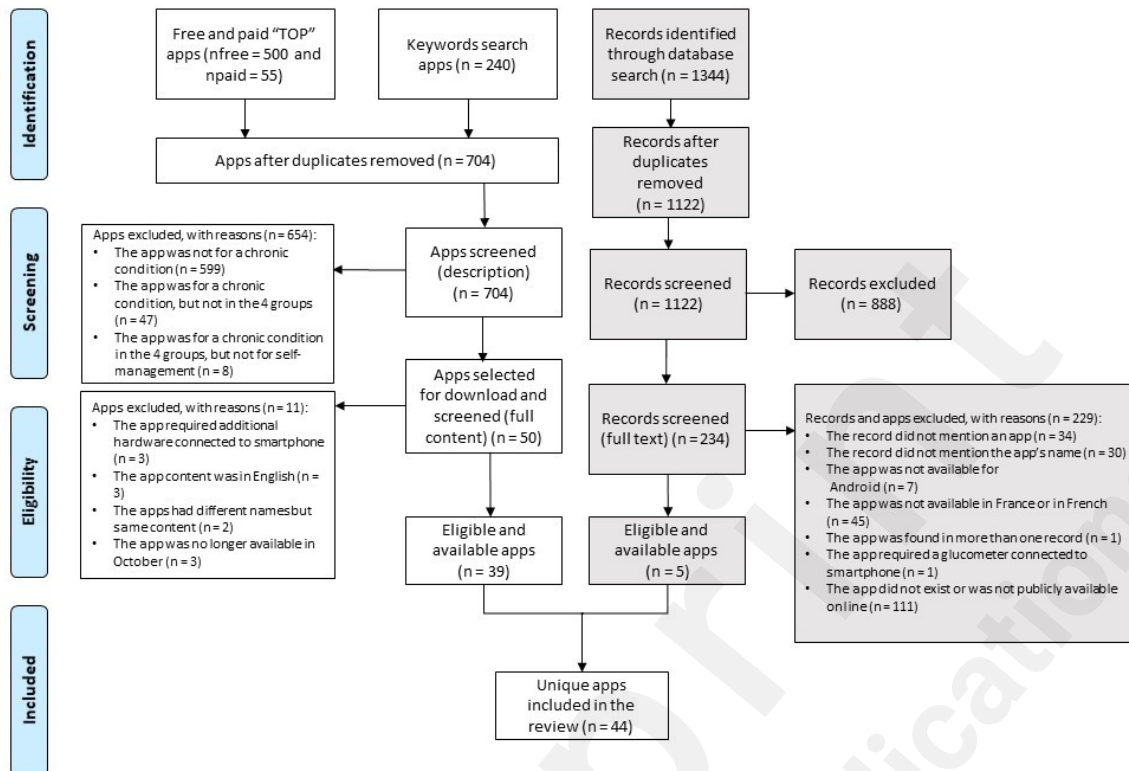


Figure 1 – Flowchart of screening process. Modified from: Moher D, Liberati A, Tetzlaff J, Altman DG, The PRISMA Group (2009). Preferred Reporting Items for Systematic Reviews and Meta-Analyses: The PRISMA Statement. PLoS Med 6(7): e1000097. doi:10.1371/journal.pmed1000097

App characteristics

Forty-four apps were downloaded and analyzed, most of them targeting diabetes (n = 19). The least represented category was cancer (1 app). Table 1 shows the main characteristics of the apps analyzed.

Table 1. Sample characteristics

	Characteristics	Apps (n = 44)
Categories	Cancer	1 (2.27%)
	Respiratory diseases	6 (13.63%)
	Cardiovascular diseases	10 (22.72%)
	Diabetes	19 (43.18%)
	Other	8 (18.18%)
Stars	Mean (SD)	4.18 (0.48)
	Min - Max	3 - 5
	Number of user ratings	

	Mean (SD)	16 140.1 (61 401.6)
	Min - Max	2 - 374 462
Downloads		
	50+	1 (2.27%)
	100+	3 (6.81%)
	500+	4 (9.10%)
	1000+	4 (9.10%)
	5000+	4 (9.10%)
	10000+	6 (13.63%)
	50000+	3 (6.82%)
	100000+	10 (22.72%)
	500000+	3 (6.82%)
	1000000+	3 (6.82%)
	5000000+	2 (4.54%)
	10000000+	1 (2.27%)
Gratuity		
	Paid app	1 (2.27%)
	With paid features	14 (31.82%)
	Without paid features	29 (65.91%)
Developer		
	Non-private ^a	4 (9.10%)
	Pharma/MedTech company	13 (29.54%)
	Private app development company	27 (61.36%)

^aNGO, public institutions or European projects

TB and BCT characteristics

We identified the presence of 10 TBs and 21 BCTs in our app sample (Table 2). The maximum number of TBs observed per app was 7 in 2 apps, median number was 2, 5 apps did not present any TB. Four apps had no BCT present and other 4 had only 1, while only 1 app had more than 10 (n = 12). Median number of BCTs per app was 3 [0 – 12].

Inter-rater reliability in BCT coding was 0.68 (substantial agreement), and reconciliation process was used to revise coding in the whole app sample.

Table 2. Prevalence of TBs and BCTs in app sample

	Name	Occurrence	Percentage
--	------	------------	------------

Target Behaviour (TB)			
	Tracking symptoms	26	59.09%
	Medication adherence	13	29.55%
	Tracking diet	12	27.27%
	Tracking weight	11	25.00%
	Archiving health information	9	20.45%
	Physical activity	6	13.64%
	Attending medical appointments	3	6.82%
	Tracking emotional symptoms	3	6.82%
	Drinking water	2	4.55%
	Tracking sleep	2	4.55%
Behaviour Change Technique (BCT)			
	2.4 Self-monitoring of outcome(s) of behaviour	31	70.45%
	2.7 Feedback on outcome(s) of behaviour	25	56.82%
	2.3 Self-monitoring of behaviour	19	43.18%
	7.1 Prompts and cues	17	38.64%
	5.1 Information about health consequences	14	31.82%
	1.3 Goal setting (outcome)	11	25.00%
	8.7 Graded tasks	5	11.36%
	1.4 Action planning	4	9.09%
	2.6 Biofeedback	3	6.82%
	2.2 Feedback on behaviour	3	6.82%

	3.2 Social support (practical)	2	4.55%
	6.2 Social comparison	2	4.55%
	4.1 Instruction on how to perform the behaviour	1	2.27%
	6.1 Demonstration of the behaviour	1	2.27%
	9.1 Credible source	1	2.27%
	5.4 Monitoring of emotional consequences	1	2.27%
	10.4 Social reward	1	2.27%
	1.1 Goal setting (behaviour)	1	2.27%
	3.1 Social support (unspecified)	1	2.27%
	3.3 Social support (emotional)	1	2.27%

The most common TBs were “Tracking symptoms” (e.g., in the case of apps for hypertension, measuring blood pressure and recording the values in the app journal) (n = 30), “Medication adherence” (recording medication name and dosage and setting alarms to remember taking them) (n = 13), “Tracking diet” (in the case of diabetes apps, noting food quantities in an app journal) (n = 12), “Tracking weight” (n = 11), and “Archiving health information” (recording clinical tests results in an app journal) (n = 9). For BCTs, the most common were “Self-monitoring of outcome(s) of behaviour” (n = 31), followed by “Feedback on outcome(s) of behaviour” (n = 25), “Self-monitoring of behavior(s)” (n = 19), “Prompts/Cues” (n = 17), “Information about health consequences” (n = 14) and “Goal setting (outcome)” (n = 11). All TBs and BCTs mentioned above were encountered in more than 20% of analyzed apps.

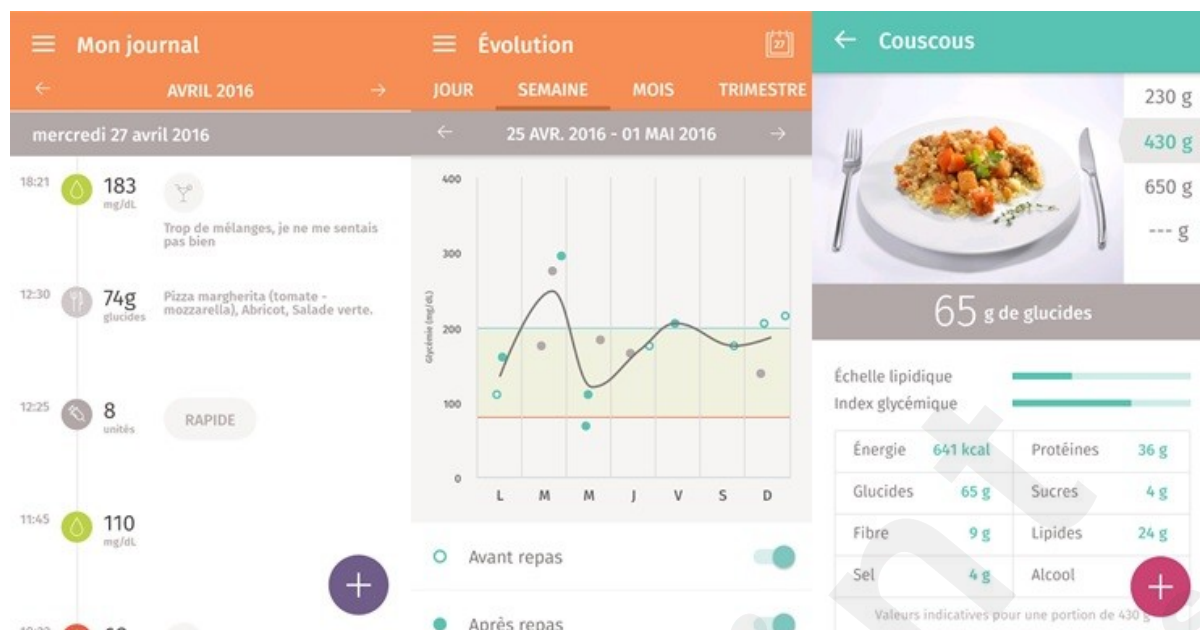
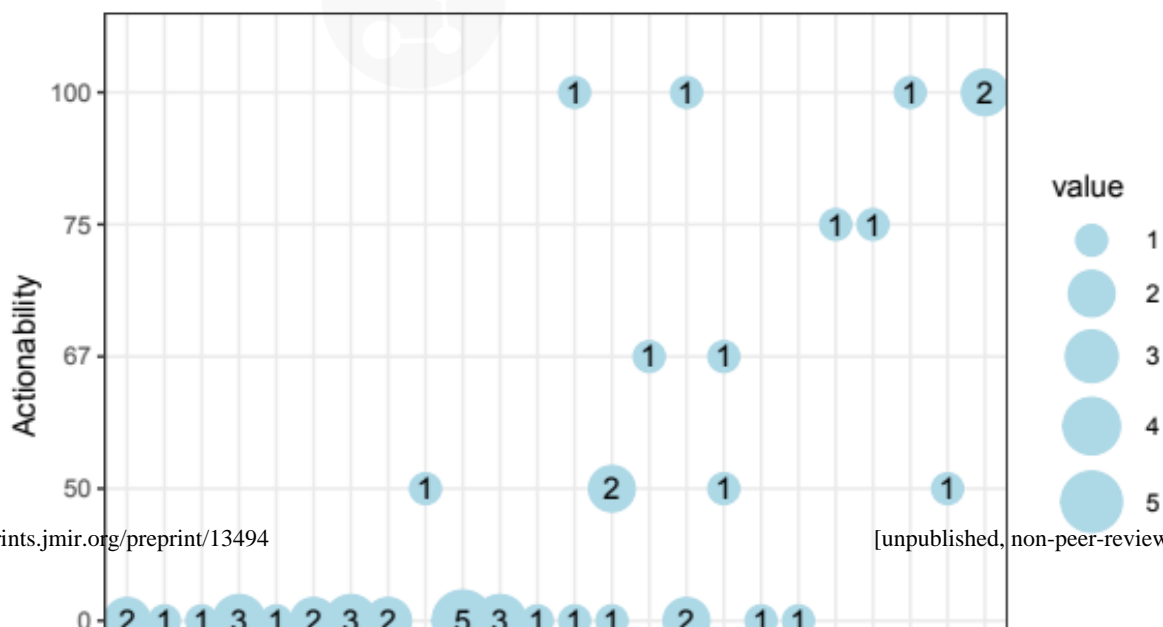


Figure 2 – Examples of TBs and BCTs used in apps, from Gluci-Check app. From the left, “Tracking symptoms” and “Self-monitoring of outcome(s) of behaviour”, then “Feedback on outcome(s) of behaviour” and “Goal setting (outcome), and last “Tracking diet” and “Self-monitoring of behaviour”. Source: App description on Google Play store.

Figure 2 shows examples of TBs and BCTs. The first screen shows a blood glucose journal, corresponding to the TB “Tracking symptoms” and the BCT “Self-monitoring of outcome(s) of behaviour”. The second shows a graph with blood glucose levels variation through a period of one week along with the blood glucose target range defined by the user and his/her healthcare provider, corresponding to the BCT “Feedback on outcome(s) of behaviour” and “Goal setting (outcome)”. The third, a food journal corresponding to TB “Tracking diet” and BCT “Self-monitoring of behaviour”, since this specific app is designed for people with type 1 diabetes and knowing the amount of carbohydrates in meals is essential for adjusting insulin dosage.

Understandability and Actionability scores

Two of 44 apps had an actionability score of 100%. Mean understandability score was 43.5% (SD = 22.24), median 42%, and values ranged from 9% to 92%. For actionability, mean score was 23.5% (SD = 36.86), median 0%, ranging from 0% to 100%. Thirty apps (68.18%) had null actionability (no clearly stated actions the user could take regarding the self-management behaviours the app targeted). Figure 3 shows the co-occurrence of understandability (x-axis) and actionability (y-axis) scores in the sample.



Inter-rater reliability for understandability scores was 0.65 (substantial agreement) and for actionability scores was 0.02 (poor agreement). Both coders rated actionability as low for most apps, and differences were mostly related to an interpretation ambiguity in the first item of actionability assessment “The material clearly identifies at least one action the user can take”, of which all 3 other actionability items were dependent on. The fact that there were only 4 items to evaluate also influenced the different scores. Disagreements were discussed and the process of reconciliation led to revising the scores for the other apps in the sample.

Understandability and actionability scores were positively correlated ($\rho = 0.67, P < .001$), and so were the numbers of BCT and TB per app ($\rho = 0.62, P < .001$). Understandability had a positive correlation to the number of BCT per app ($\rho = 0.35, P = .021$), and number of TB per app ($\rho = 0.31, P = .041$). This may suggest that apps with more TBs and BCTs also tended to present this content in a way that is easier to understand. Actionability had moderate positive correlations to TBs per app ($\rho = 0.24, P = .123$), BCT per app ($\rho = 0.29, P = .054$), not statistically significant.

Discussion

The use of mHealth apps for supporting health-related behaviour change and patient empowerment is being widely discussed as solution to healthcare challenges worldwide, particularly in chronic conditions. This review showed that in 2018 in France the potential of mHealth is far from being achieved. The apps available for download on Google Play had relatively limited behaviour change content and, although moderately easy to understand for diverse audiences, they did not commonly point to clear actions users may take to self-manage the condition targeted. To better support patients with chronic conditions, apps can be improved by building on more solid behaviour change research and applying it in ways that are easier to understand and act upon.

By searching directly on Google Play, we found only 39 apps available in French targeting self-management in the 4 groups of chronic conditions with highest mortality rates (cardiovascular diseases, cancer, respiratory diseases and diabetes), among 704 apps with different purposes and languages. This suggests that, for a patient or healthcare professional interested to use apps to manage a chronic condition, finding an appropriate app can be challenging. Moreover, our literature search identified only 5 apps available in France and in French. In another review with similar methodology performed in Canada with mHealth apps in English, of the total of 107 apps for depression analyzed, 48 were found through literature search [24]. This highlights the variability of the mHealth apps offer worldwide both in terms of availability and research, and the importance of studying the evolution of this domain in different countries and languages.

Targeting specific key behaviours in interventions and combining active components (BCTs) that are potentially effective for behaviour change in the context of chronic conditions is crucial to achieve the intended change and, consequently, improve and maintain quality of life [36,37]. In our sample, the most common TB was “Tracking symptoms”, and an important prevention behaviour, “Physical activity”, was present in only 6 apps. Median number of TBs per app was 2, ranging from 0 to 5. The modifiable behaviours described as priorities by the World Health Organization (WHO) as risk factors increasing mortality rates, such as tobacco use, alcohol consumption and excessive salt intake, were not addressed in any of the analyzed apps. There

was substantial variation in the number of BCTs present and the majority of the apps focused on self-monitoring, confirming the focus on monitoring behaviours, like previously shown in the literature. We observed 20 BCTs in our sample and median number of BCTs per app was 3, ranging from 0 to 12. Conroy et al. (2014) [22] observed 26 BCTs in total and most top-ranked apps for physical activity incorporated less than 4 BCTs (ranging from 1 to 13) and Direito et al. (2014) [23] found 26 in total, with an average of 8.1 BCTs per app (ranging from 2 to 18), with free apps (as most apps evaluated in our study), presenting a slightly smaller average (6.6, ranging from 3 to 14). In both studies, "Provide instruction" was the most common BCT, which was not observed for the case of chronic conditions mHealth apps in our study. Similar to the results of Martinez-Pérez et al. (2013) [38] for mHealth apps for the most prevalent conditions by the WHO, we found more assistive and monitoring characteristics in apps in our sample than informative and educational ones, also reinforced by the most common TB, "Tracking symptoms". "Demonstration of the behaviour" was an uncommon BCT, and videos or illustrations to clarify the use of measurement equipment (such as blood glucose or pressure monitors) were rare. Furthermore, only a third of apps presented "Information about health consequences", which is indispensable for understanding complications related to the chronic conditions discussed here. "Goal setting (outcome)" was also frequent (more than 60%) in physical activity apps [22], while in our work it was present in less than one-fourth of apps. Goal management BCTs ("Goal setting" and "Goal review") were found to be effective in physical activity and dietary behaviour change interventions [39-42]. Also, the combination of self-monitoring techniques with at least one other self-regulation technique (intention formation, feedback on performance, specific goal setting and review of behavioural goals) is shown to be more effective than other interventions [41]. Moreover, "Action planning", highly related to actionability and overcoming emergencies, was present in only 5 apps. We were thus able to identify limited behavioural change content and a focus on monitoring rather than goal management or education.

The apps in our study were to a large extent not suitable to low literacy audiences. Median understandability and actionability scores were 42% and 0%, respectively. In a previous study that applied the PEMAT-A/V to 43 apps intended for parent education (parenting, child health or infant health) [43], 30 apps had understandability scores between 76% and 100%, while for actionability, 19 apps had scores in this range. We found most apps had hard to read text (small font and too much text). In previous work with a different methodology, Meppelink et al. (2017) [44] showed that almost 80% of Dutch health information websites were over recommended B1 reading level (B1 reading level means 95% of the population can understand the information). In addition, the predominantly low actionability of the apps in our study shows that we are still far from fulfilling the potential of mHealth tools to increase patient autonomy. More than half of the analyzed apps did not present any clearly stated action or had any suggestions concerning the data recorded by users on health-related events. For mHealth apps to fully achieve their potential to support chronic conditions treatment, clearly indicating actions is imperative (for example, diabetes apps need to indicate that patients need to intervene immediately if high or low blood glucose is recorded and give concrete physical activity suggestions to users). In our study, apps with more TBs and BCTs were also more understandable, indicating developers who consider behavioural content may also be more careful with being comprehensible for users; levels of actionability were low irrespective of behavioural content. We therefore highlight actionability as a priority to address in app development: stating actions users can take, addressing users directly when describing actions, presenting actions in short explicit steps and explaining how to use data visualization to take action [20].

Strengths and Limitations

Our study used a three-pronged search strategy to identify apps relevant for our research questions: two strategies likely employed by users to identify apps in the marketplace (top-ranked mHealth apps and active keyword search) and one strategy to identify apps that have been subject to scientific research (literature search). However, only Android app marketplace was examined in this study and, although Google has the largest portion of the mobile app market and most apps are present in both marketplaces, not considering the second most popular app marketplace (iOS) can lead to omission of relevant apps. Nonetheless, we believe our search strategies enabled us to obtain a representative sample to describe the current state-of-the-art in mHealth self-management support. Secondly, we only considered peer-reviewed papers and conference articles published in English, even though we were looking for apps available in France and in French. A future study of the iOS marketplace and French databases may be useful to complement our findings. We have also downloaded and assessed both behavioural content, and understandability and actionability by two independent coders interacting directly with the apps, not only the descriptions available in the commercial marketplace. Thus, we were able to obtain a comprehensive assessment of the properties examined and reflect also on the assessment tools used.

We identified several issues for further improvement. First, while the BCT taxonomy enables systematic coding with good inter-coder reliability, there is no consensus to date on classifying TBs apart from broad domains [45]. We have followed commonly-used terminology to describe TBs in this study, yet our descriptions would have certainly benefited from standardized labels. TB definition and selection is a key step in behaviour change [46] and working towards a consensus on TB classification would further facilitate evidence synthesis. Second, since PEMAT was developed for educational materials using audio and video resources, we encountered a few difficulties when applying its criteria to apps. For example, app names and descriptions are commonly less informative in apps than what is expected for other health-related educational materials, names may be unrelated to the condition, and descriptions do not necessarily contain all app features. These characteristics may be interpreted as low understandability but may also be due to different design conventions in apps which may have been considered as an underestimation of understandability in our sample. PEMAT-A/V was selected after careful review of several tools, as it was considered best suited to app assessment by the research team. However, we would support a future adaptation of PEMAT for apps, which could aim to reconcile the usual brevity of the app medium with the requirements of effective communication for different audiences. Third, our study focused on the content and format of apps, and excluded other criteria for judging app quality, from user engagement and functionality [47] to data security and ethical and legal standards [48]. A comprehensive evaluation was beyond the scope of our review and would need to consider multiple dimensions.

Conclusions

Our findings suggest that mHealth apps available in France could be improved in terms of content and format. It also illustrates how two readily available tools, the BCT taxonomy and the PEMAT, can provide useful insights into the potential of an app to support patient empowerment. These tools can be used by different stakeholders in app development or to assess the existing offer, to ensure an effective contribution of apps to patient care, and we would recommend their inclusion in broader app development and evaluation guidelines. Given the prevalence of the chronic conditions considered here, it is essential to make sure

different levels of health literacy are considered when developing health-related materials. Also, the development of mHealth apps should involve users and consider their behavioral support needs and be accompanied by research on whether their content and use are able to effectively change behaviour. Apps could also benefit from integrating more instructions for intended users on actions to perform, more modifiable behavioural risk factors and more behaviour change content, especially BCTs associated with increased effectiveness in modifying TBs.

Funding

LSP was supported by a Master's Internship grant from the Chaire PreventHorizon (<http://chaire-prevent-horizon.fr/>) and PhD funding within an IDEXLYON (16-IDEX-0005) Fellowship grant (2018-2021), and AD by a Marie Curie Individual Fellowship from the European Commission (MCRA-IF n°706028) during the conduct of this review and manuscript preparation.

Conflicts of Interest

None declared.

Abbreviations

BCT – Behaviour Change Techniques
mHealth apps – mobile health applications
PEMAT – A/V – Patient Education Material Assessment Tool for audiovisual materials
TB – Target behaviours
WHO – World Health Organization

Multimedia Appendix 1

PRISMA checklist.

Multimedia Appendix 2

Search strategy in Google Play store, PubMed (MEDLINE), IEEE and Web of Science.

Multimedia Appendix 3

App sample with data extracted from Google Play store.

Multimedia Appendix 4

R markdown and report with statistical and exploratory analyses.

References

1. Global Burden of Disease (GBD) [Internet]. Inst Health Metr Eval. 2014 [cited 2019 Jan 17]. Available from: <http://www.healthdata.org/gbd>
2. Noncommunicable diseases [Internet]. [cited 2019 Jan 17]. Available from: <https://www.who.int/news-room/fact-sheets/detail/noncommunicable-diseases> Archived at: <http://www.webcitation.org/75cir0jNf>

3. Division of Health Promotion, Education and Communications. Health Promotion Glossary. Geneva Switzerland: World Health Organization; 1998.
4. Klasnja P, Pratt W. Healthcare in the pocket: mapping the space of mobile-phone health interventions. *J Biomed Inform* 2012 Feb;45(1):184–198. PMID:21925288
5. International Telecommunication Union. Measuring the Information Society Report [Internet]. Geneva Switzerland: World Health Organization; 2017. Available from: https://www.itu.int/en/ITU-D/Statistics/Documents/publications/misr2017/MISR2017_Volume1.pdf ISBN:978-92-61-24521-4
6. Susannah Fox & Maeve Duggan. Mobile Health 2012 | Pew Research Center [Internet]. 2012 [cited 2019 Jan 17]. Available from: <http://www.pewinternet.org/2012/11/08/mobile-health-2012/> Archived at: <http://www.webcitation.org/75cjEvVn8>
7. Krebs P, Duncan DT. Health App Use Among US Mobile Phone Owners: A National Survey. *JMIR MHealth UHealth* 2015 Nov 4;3(4):e101. PMID:26537656
8. Robbins R, Krebs P, Jagannathan R, Jean-Louis G, Duncan DT. Health App Use Among US Mobile Phone Users: Analysis of Trends by Chronic Disease Status. *JMIR MHealth UHealth* 2017 Dec 19;5(12):e197. PMID:29258981
9. Dennison L, Morrison L, Conway G, Yardley L. Opportunities and challenges for smartphone applications in supporting health behavior change: qualitative study. *J Med Internet Res* 2013 Apr 18;15(4):e86. PMID:23598614
10. Bender JL, Yue RYK, To MJ, Deacken L, Jadad AR. A Lot of Action, But Not in the Right Direction: Systematic Review and Content Analysis of Smartphone Applications for the Prevention, Detection, and Management of Cancer. *J Med Internet Res* 2013;15(12):e287. PMID:24366061
11. Marcolino MS, Oliveira JAQ, D'Agostino M, Ribeiro AL, Alkmim MBM, Novillo-Ortiz D. The Impact of mHealth Interventions: Systematic Review of Systematic Reviews. *JMIR MHealth UHealth* 2018 Jan 17;6(1):e23. PMID:29343463
12. Breland JY, Yeh VM, Yu J. Adherence to evidence-based guidelines among diabetes self-management apps. *Transl Behav Med* 2013 Sep;3(3):277–286. PMID:24073179
13. Pagoto S, Schneider K, Jovic M, DeBiase M, Mann D. Evidence-based strategies in weight-loss mobile apps. *Am J Prev Med* 2013 Nov;45(5):576–582. PMID:24139770
14. Hardeman W, Sutton S, Griffin S, Johnston M, White A, Wareham NJ, Kinmonth AL. A causal modelling approach to the development of theory-based behaviour change programmes for trial evaluation. *Health Educ Res* 2005 Dec;20(6):676–687. PMID:15781446
15. Michie S, Richardson M, Johnston M, Abraham C, Francis J, Hardeman W, Eccles MP, Cane J, Wood CE. The behavior change technique taxonomy (v1) of 93 hierarchically clustered techniques: building an international consensus for the reporting of behavior change interventions. *Ann Behav Med Publ Soc Behav Med* 2013 Aug;46(1):81–95. PMID:23512568
16. Free C, Phillips G, Galli L, Watson L, Felix L, Edwards P, Patel V, Haines A. The effectiveness

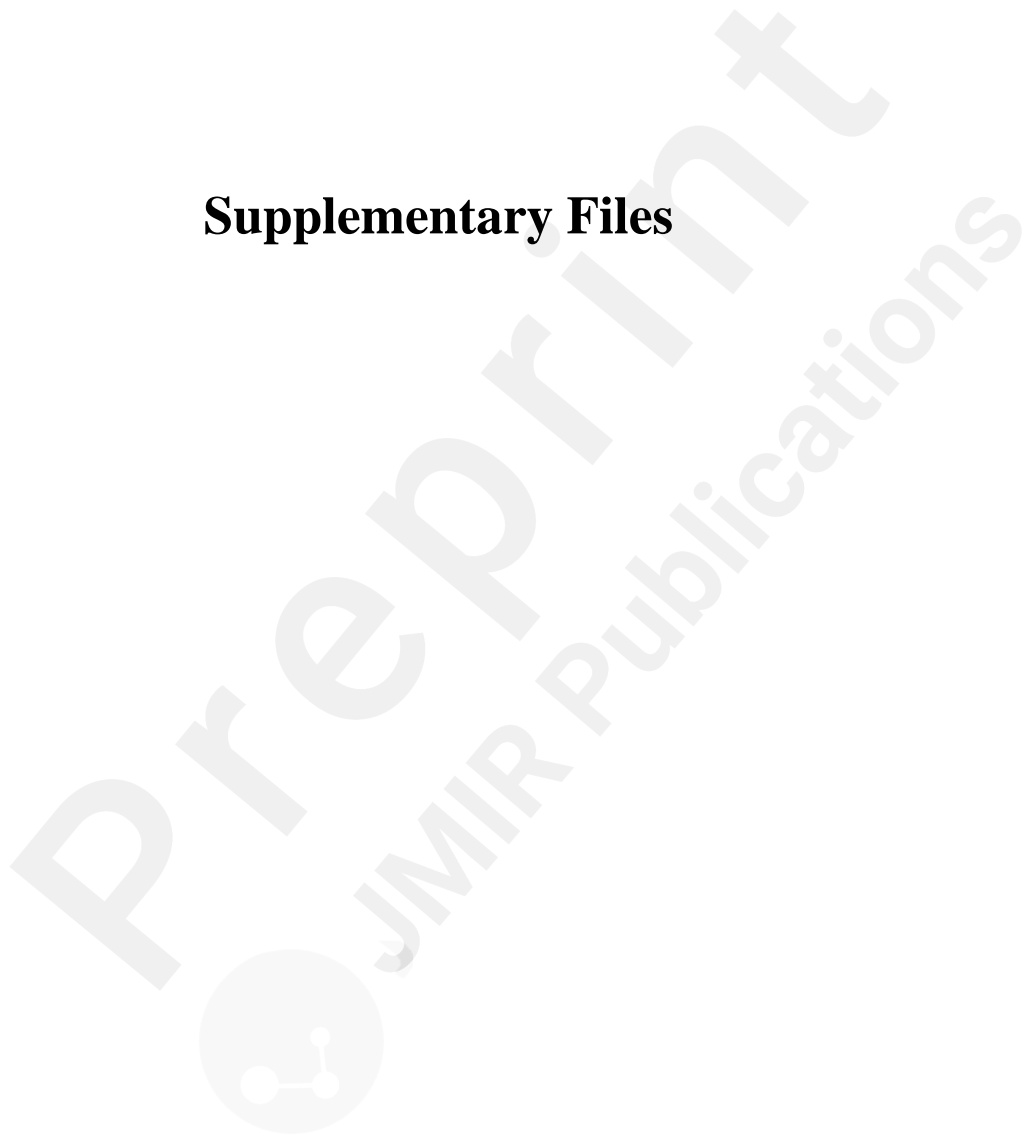
- of mobile-health technology-based health behaviour change or disease management interventions for health care consumers: a systematic review. *PLoS Med* 2013;10(1):e1001362. PMID:23349621
17. Webb TL, Joseph J, Yardley L, Michie S. Using the Internet to Promote Health Behavior Change: A Systematic Review and Meta-analysis of the Impact of Theoretical Basis, Use of Behavior Change Techniques, and Mode of Delivery on Efficacy. *J Med Internet Res [Internet]* 2010 Feb 17 [cited 2019 Jan 17];12(1). PMID:20164043
 18. de Korte E, Wiezer N, Bakhuys Roozeboom M, Vink P, Kraaij W. Behavior Change Techniques in mHealth Apps for the Mental and Physical Health of Employees: Systematic Assessment. *JMIR MHealth UHealth* 2018 Oct 3;6(10):e167. PMID:30282621
 19. Kreps GL. The Relevance of Health Literacy to mHealth. *Stud Health Technol Inform* 2017;240:347–355. PMID:28972527
 20. Shoemaker SJ, Wolf MS, Brach C. Development of the Patient Education Materials Assessment Tool (PEMAT): a new measure of understandability and actionability for print and audiovisual patient information. *Patient Educ Couns* 2014 Sep;96(3):395–403. PMID:24973195
 21. Free C, Phillips G, Watson L, Galli L, Felix L, Edwards P, Patel V, Haines A. The effectiveness of mobile-health technologies to improve health care service delivery processes: a systematic review and meta-analysis. *PLoS Med* 2013;10(1):e1001363. PMID:23458994
 22. Conroy DE, Yang C-H, Maher JP. Behavior change techniques in top-ranked mobile apps for physical activity. *Am J Prev Med* 2014 Jun;46(6):649–652. PMID:24842742
 23. Direito A, Dale LP, Shields E, Dobson R, Whittaker R, Maddison R. Do physical activity and dietary smartphone applications incorporate evidence-based behaviour change techniques? *BMC Public Health* 2014 Jun 25;14:646. PMID:24965805
 24. Huguet A, Rao S, McGrath PJ, Wozney L, Wheaton M, Conrod J, Rozario S. A Systematic Review of Cognitive Behavioral Therapy and Behavioral Activation Apps for Depression. *PloS One* 2016;11(5):e0154248. PMID:27135410
 25. La stratégie nationale de santé 2018-2022 [Internet]. Ministère Solidar Santé. 2017 [cited 2019 Jan 8]. Available from: <https://solidarites-sante.gouv.fr/systeme-de-sante-et-medico-social/strategie-nationale-de-sante/article/la-strategie-nationale-de-sante-2018-2022>
 26. Moher D, Shamseer L, Clarke M, Ghersi D, Liberati A, Petticrew M, Shekelle P, Stewart LA, PRISMA-P Group. Preferred reporting items for systematic review and meta-analysis protocols (PRISMA-P) 2015 statement. *Syst Rev* 2015 Jan 1;4:1. PMID:25554246
 27. Bhattacharya A. Android just hit a record 88% market share of all smartphones [Internet]. Quartz. [cited 2019 Jan 17]. Available from: <https://qz.com/826672/android-goog-just-hit-a-record-88-market-share-of-all-smartphones/> Archived at: <http://www.webcitation.org/75cjKkaJ3>
 28. Glynn LG, Hayes PS, Casey M, Glynn F, Alvarez-Iglesias A, Newell J, O’Laighin G, Heaney D, O’Donnell M, Murphy AW. Effectiveness of a smartphone application to promote physical activity in primary care: the SMART MOVE randomised controlled trial. *Br J Gen Pract J R*

Coll Gen Pract 2014 Jul;64(624):e384-391. PMID:24982490

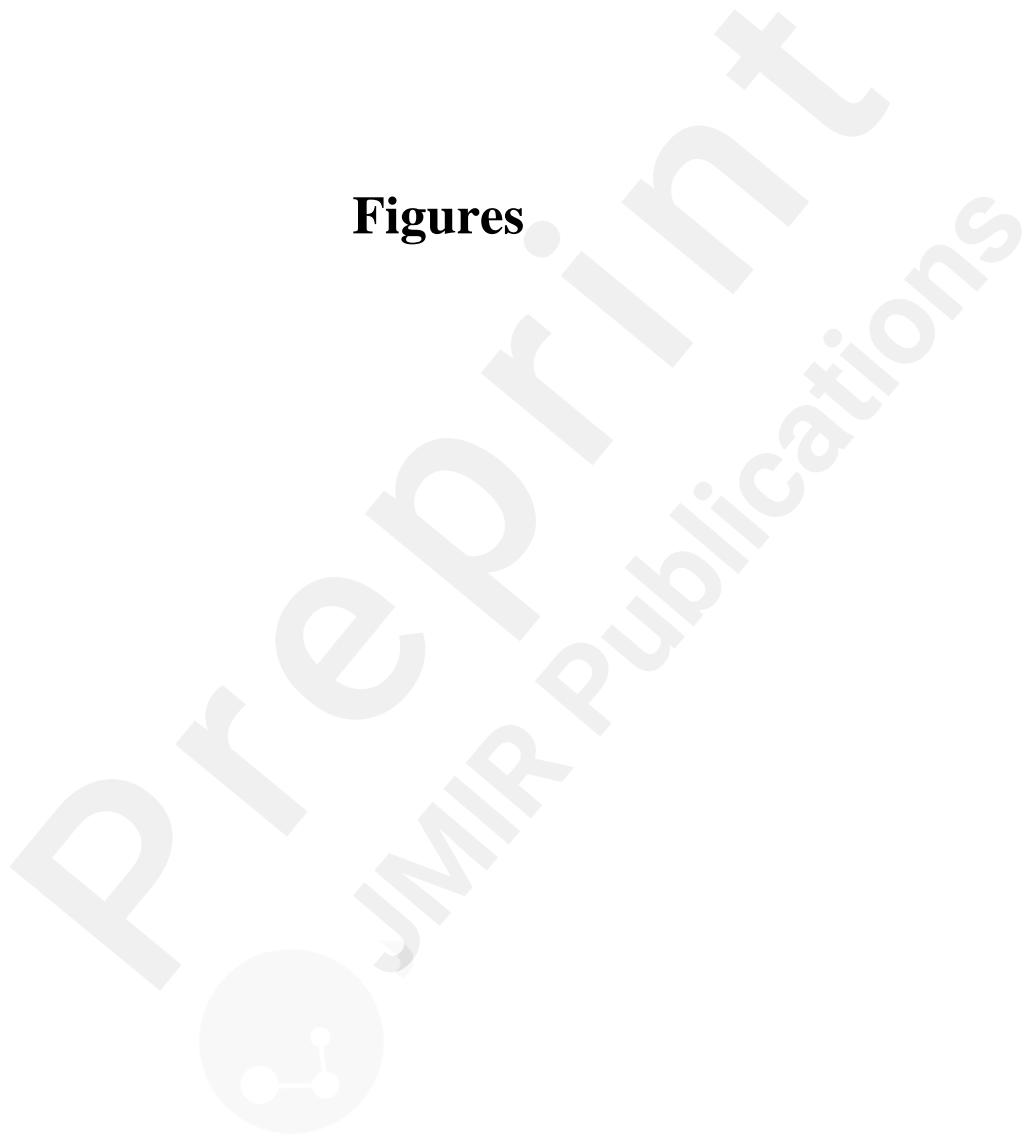
29. Kitsiou S, Thomas M, Marai GE, Maglaveras N, Kondos G, Arena R, Gerber B. Development of an innovative mHealth platform for remote physical activity monitoring and health coaching of cardiac rehabilitation patients. 2017 IEEE EMBS Int Conf Biomed Health Inform BHI 2017. p. 133–136. [doi: 10.1109/BHI.2017.7897223]
30. Kumar S, Moseson H, Uppal J, Juusola JL. A Diabetes Mobile App With In-App Coaching From a Certified Diabetes Educator Reduces A1C for Individuals With Type 2 Diabetes. *Diabetes Educ* 2018;44(3):226–236. PMID:29575982
31. Mora P, Buskirk A, Lyden M, Parkin CG, Borsa L, Petersen B. Use of a Novel, Remotely Connected Diabetes Management System Is Associated with Increased Treatment Satisfaction, Reduced Diabetes Distress, and Improved Glycemic Control in Individuals with Insulin-Treated Diabetes: First Results from the Personal Diabetes Management Study. *Diabetes Technol Ther* 2017 Dec;19(12):715–722. PMID:29027812
32. Morawski K, Ghazinouri R, Krumme A, McDonough J, Durfee E, Oley L, Mohta N, Juusola J, Choudhry NK. Rationale and design of the Medication adherence Improvement Support App For Engagement-Blood Pressure (MedISAFE-BP) trial. *Am Heart J* 2017 Apr;186:40–47. PMID:28454831
33. Osborn CY, van Ginkel JR, Marrero DG, Rodbard D, Huddleston B, Dachis J. One Drop | Mobile on iPhone and Apple Watch: An Evaluation of HbA1c Improvement Associated With Tracking Self-Care. *JMIR MHealth UHealth* 2017 Nov 29;5(11):e179. PMID:29187344
34. Knight BA, McIntyre HD, Hickman IJ, Noud M. Qualitative assessment of user experiences of a novel smart phone application designed to support flexible intensive insulin therapy in type 1 diabetes. *BMC Med Inform Decis Mak [Internet]* 2016 Sep 15 [cited 2019 Jan 21];16. PMID:27629774
35. Moher D, Liberati A, Tetzlaff J, Altman DG, The PRISMA Group (2009). Preferred Reporting Items for Systematic Reviews and Meta-Analyses: The PRISMA Statement. *PLoS Med* 6(7): e1000097. PMID:19621072
36. Michie S, West R, Sheals K, Godinho CA. Evaluating the effectiveness of behavior change techniques in health-related behavior: a scoping review of methods used. *Transl Behav Med* 2018 01;8(2):212–224. PMID:29381786
37. Hamine S, Gerth-Guyette E, Faulx D, Green BB, Ginsburg AS. Impact of mHealth chronic disease management on treatment adherence and patient outcomes: a systematic review. *J Med Internet Res* 2015 Feb 24;17(2):e52. PMID:25803266
38. Martínez-Pérez B, Torre-Díez I de la, López-Coronado M. Mobile Health Applications for the Most Prevalent Conditions by the World Health Organization: Review and Analysis. *J Med Internet Res* 2013;15(6):e120. PMID:23770578
39. Hankonen N, Sutton S, Prevost AT, Simmons RK, Griffin SJ, Kinmonth AL, Hardeman W. Which behavior change techniques are associated with changes in physical activity, diet and body mass index in people with recently diagnosed diabetes? *Ann Behav Med Publ Soc Behav Med* 2015 Feb;49(1):7–17. PMID:24806469

40. Avery L, Flynn D, van Wersch A, Sniehotta FF, Trenell MI. Changing physical activity behavior in type 2 diabetes: a systematic review and meta-analysis of behavioral interventions. *Diabetes Care* 2012 Dec;35(12):2681–2689. PMID:23173137
41. Michie S, Abraham C, Whittington C, McAteer J, Gupta S. Effective techniques in healthy eating and physical activity interventions: a meta-regression. *Health Psychol Off J Div Health Psychol Am Psychol Assoc* 2009 Nov;28(6):690–701. PMID:19916637
42. Greaves CJ, Sheppard KE, Abraham C, Hardeman W, Roden M, Evans PH, Schwarz P, IMAGE Study Group. Systematic review of reviews of intervention components associated with increased effectiveness in dietary and physical activity interventions. *BMC Public Health* 2011 Feb 18;11:119. PMID:21333011
43. Davis DW, Logsdon MC, Vogt K, Rushton J, Myers J, Lauf A, Hogan F. Parent Education is Changing: A Review of Smartphone Apps. *MCN Am J Matern Child Nurs* 2017 Oct;42(5):248–256. PMID:28639997
44. Meppelink CS, van Weert JCM, Brosius A, Smit EG. Dutch health websites and their ability to inform people with low health literacy. *Patient Educ Couns* 2017 Nov;100(11):2012–2019. PMID:28624261
45. Michie S, Ashford S, Sniehotta FF, Dombrowski SU, Bishop A, French DP. A refined taxonomy of behaviour change techniques to help people change their physical activity and healthy eating behaviours: the CALO-RE taxonomy. *Psychol Health* 2011 Nov;26(11):1479–1498. PMID:21678185
46. Atkins L, Francis J, Islam R, O'Connor D, Patey A, Ivers N, Foy R, Duncan EM, Colquhoun H, Grimshaw JM, Lawton R, Michie S. A guide to using the Theoretical Domains Framework of behaviour change to investigate implementation problems. *Implement Sci IS* 2017 21;12(1):77. PMID:28637486
47. Stoyanov SR, Hides L, Kavanagh DJ, Zelenko O, Tjondronegoro D, Mani M. Mobile App Rating Scale: A New Tool for Assessing the Quality of Health Mobile Apps. *JMIR MHealth UHealth [Internet]* 2015 Mar 11 [cited 2019 Jan 21];3(1). PMID:25760773
48. Dimitropoulos L, Patel V, Scheffler SA, Posnack S. Public attitudes toward health information exchange: perceived benefits and concerns. *Am J Manag Care* 2011 Dec;17(12 Spec No.):SP111-116. PMID:22216769

Supplementary Files



Figures



Flowchart of screening process.

