



HAL
open science

Potential impact of multiple interventions on HIV incidence in a hyperendemic region in Western Kenya: a modelling study

S. Blaizot, D. Maman, B. Riche, I. Mukui, B. Kirubi, R. Ecochard, J. F. Etard

► To cite this version:

S. Blaizot, D. Maman, B. Riche, I. Mukui, B. Kirubi, et al.. Potential impact of multiple interventions on HIV incidence in a hyperendemic region in Western Kenya: a modelling study. *BMC Infectious Diseases*, 2016, 16, pp.189. 10.1186/s12879-016-1520-4 . hal-02016386

HAL Id: hal-02016386

<https://univ-lyon1.hal.science/hal-02016386>

Submitted on 21 Jun 2024

HAL is a multi-disciplinary open access archive for the deposit and dissemination of scientific research documents, whether they are published or not. The documents may come from teaching and research institutions in France or abroad, or from public or private research centers.

L'archive ouverte pluridisciplinaire **HAL**, est destinée au dépôt et à la diffusion de documents scientifiques de niveau recherche, publiés ou non, émanant des établissements d'enseignement et de recherche français ou étrangers, des laboratoires publics ou privés.

RESEARCH ARTICLE

Open Access



Potential impact of multiple interventions on HIV incidence in a hyperendemic region in Western Kenya: a modelling study

Stéphanie Blaizot^{1,2,3,4*}, David Maman⁵, Benjamin Riche^{1,2,3,4}, Irene Mukui⁶, Beatrice Kirubi⁷, René Ecochard^{1,2,3,4} and Jean-François Etard^{5,8}

Abstract

Background: Multiple prevention interventions, including early antiretroviral therapy initiation, may reduce HIV incidence in hyperendemic settings. Our aim was to predict the short-term impact of various single and combined interventions on HIV spreading in the adult population of Ndhiwa subcounty (Nyanza Province, Kenya).

Methods: A mathematical model was used with data on adults (15–59 years) from the Ndhiwa HIV Impact in Population Survey to compare the impacts on HIV prevalence, HIV incidence rate, and population viral load suppression of various interventions. These interventions included: improving the cascade of care (use of three guidelines), increasing voluntary medical male circumcision (VMMC), and implementing pre-exposure prophylaxis (PrEP) use among HIV-uninfected women.

Results: After four years, improving separately the cascade of care under the WHO 2013 guidelines and under the treat-all strategy would reduce the overall HIV incidence rate by 46 and 58 %, respectively, vs. the baseline rate, and by 35 and 49 %, respectively, vs. the implementation of the current Kenyan guidelines. With conservative and optimistic scenarios, VMMC and PrEP would reduce the HIV incidence rate by 15–25 % and 22–28 % vs. the baseline, respectively. Combining the WHO 2013 guidelines with VMMC would reduce the HIV incidence rate by 35–56 % and combining the treat-all strategy with VMMC would reduce it by 49–65 %. Combining the WHO 2013 guidelines, VMMC, and PrEP would reduce the HIV incidence rate by 46–67 %.

Conclusions: The impacts of the WHO 2013 guidelines and the treat-all strategy were relatively close; their implementation is desirable to reduce HIV spread. Combining several strategies is promising in adult populations of hyperendemic areas but requires regular, reliable, and costly monitoring.

Keywords: HIV, Hyperendemic settings, Mathematical models, Antiretroviral therapy, Male circumcision, Pre-exposure prophylaxis

Background

Globally, nearly 33 million people are infected with HIV [1]. Although the incidence rate of HIV seems to decrease, the epidemic continues to spread and the situation remains extremely concerning in Sub-Saharan Africa (70 % of the global burden) [1].

Antiretroviral therapy (ART) has greatly reduced HIV-AIDS-related mortality and morbidity in resource-limited

countries [2–4] but inequalities in access to therapy still exist [1]. ART is effective in preventing mother-to-child transmission (PMTCT) [5, 6] and sexual transmission of HIV within serodiscordant couples [7–9]. This suggests that increasing ART coverage, thus the number of seropositive patients with undetectable viral loads (VL), should reduce HIV incidence.

Between 2005 and 2007, three clinical trials in South Africa, Kenya, and Uganda have shown that male circumcision may reduce the risk of acquiring HIV by 60 % [10–12]. More recently, community cross-sectional surveys have shown that increasing the prevalence of circumcision

* Correspondence: stephanie.blaizot@chu-lyon.fr

¹Service de Biostatistique, Hospices Civils de Lyon, F-69003 Lyon, France

²Université de Lyon, F-69000 Lyon, France

Full list of author information is available at the end of the article

among 15–49 years old men was associated with a reduction of HIV incidence as estimated by BED-assays [13]. Besides, since the 2000s, another prevention strategy, pre-exposure prophylaxis (PrEP), is being developed. PrEP is the use of antiretroviral drugs (oral or topical) to prevent HIV acquisition by vulnerable individuals. However, to date, PrEP trials in Sub-Saharan Africa have shown discordant results that depended on the adherence to the treatment [14–19].

Currently, in collaboration with “Médecins Sans Frontières” (Doctors Without Borders), Epicentre is planning a strategy to reduce HIV incidence in Ndhiwa. Ndhiwa is a subcounty of Homa-Bay County in Nyanza region, the Kenyan area the most affected by HIV [20]. In 2012, Epicentre conducted a subcounty-representative cross-sectional population survey, the Ndhiwa HIV Impact in Population Survey (NHIPS), to collect information on the HIV burden in this subcounty; the adult (15–59 years) HIV prevalence was estimated to be 24.1 % [21]. A deterministic compartment-based model calibrated to the NHIPS detailed local data was then built to support operational decisions [22].

In the present study, the model is extended to account for population VL (PVL; i.e., the VL in diagnosed and undiagnosed individuals on ART or not). The aim was to predict the short-term impacts of several (single and combined) interventions on HIV prevalence, HIV incidence, and PVL suppression (i.e., the proportion of HIV-positive individuals with undetectable VL within the whole HIV-positive population) in the adult population (15–59 years old).

Methods

Study setting and NHIPS design

Ndhiwa has a population of 172,000 inhabitants of whom nearly 76,880 are aged 15 to 59 years: 42,250 women and 34,630 men. Ndhiwa belongs to Nyanza region which has the highest HIV prevalence rate in Kenya.

The NHIPS is a subcounty-representative cross-sectional population survey conducted from September to November 2012. It used the Demographic and Health Surveys (DHS) [23] methodology to collect information regarding the HIV epidemic in Ndhiwa [21]. The NHIPS consisted of a household questionnaire, an individual questionnaire, and laboratory tests (HIV test, CD4 cell count, assays for recent infection, and VL). Overall, 165 clusters of 20 households were randomly selected. The 3300 successfully interviewed households in the survey included 16,198 persons (8493 women and 7705 men), of whom 6833 were eligible and 6076 agreed to participate. The primary objective of the NHIPS was to estimate HIV incidence using assays for recent infection. The secondary objectives included determining HIV prevalence, the proportion of HIV-positive respondents in need of

ART, ART coverage, the proportion of HIV-positive respondents with undetectable VL, HIV testing coverage, the proportion of medically circumcised men, and the access to PMTCT services.

The key HIV indicators (prevalence, incidence, steps of the cascade of care) estimated from the NHIPS have been given elsewhere [21]. Briefly, the overall HIV prevalence was 24.1 % (95 % confidence interval [CI]: 23.0–25.2). This prevalence was higher in women (26.7 %, 95 % CI: 25.3–28.3) than in men (19.8 %, 95 % CI: 18.2–21.6) and was more than two-fold higher in people aged 30–44 years than in those aged 15–29 years (34.7 %, 95 % CI: 32.4–30.8, vs. 16.8 %, 15.4–18.1).

Model and assumptions

To reach the objectives, we used a modified compartmental model designed to describe HIV transmission, the untreated disease progression, and ART use in the general population [22]. The model split the population into compartments according to sex, age (45 one-year strata from 15 to 59 years), and HIV status: HIV-negative (or susceptible) individuals, untreated HIV-positive individuals with CD4 cell count >350 cells/mm³ (compartment I_1), untreated HIV-positive individuals with CD4 cell count ≤ 350 cells/mm³ (compartment I_2), and HIV-positive individuals on ART (compartment T). The estimates of the model parameters by sex and age group (15–24, 25–34, 35–59 years) and the estimates of the distributions of the subcounty population among the compartments by sex, age, and HIV status were based on the NHIPS data as described elsewhere [22] (see Additional file 1).

Here, we add information on the PVL to the force of infection: the number of individuals in each compartment was weighted by the proportion of individuals with VL <1000 copies/mL (see Additional file 1). This proportion was considered constant over time: 10 and 8 % in compartment I_1 , 8 and 5 % in compartment I_2 , and 82 and 84 % in compartment T, for women and men, respectively (proportions stemming from the NHIPS). The infectiousness of individuals with VL below this threshold was assumed to be reduced by 96 % [24].

Interventions modelled

The interventions modelled here are:

No change in the current interventions

Here, all the model parameters as estimated by the NHIPS (particularly, treatment and circumcision rates) were considered stable over the four-year simulation time.

Improving the cascade of care

This intervention explored the impact of improving the cascade of care with a focus on increasing ART coverage

(through expanding the screening and enhancing the linkage to care) and increasing PVL suppression. For this intervention, three ART initiation recommendations were compared: a) the current Kenyan guidelines: $CD4 \leq 350$ cells/mm³ (PMTCT option A); b) the WHO 2013 guidelines: $CD4 \leq 500$ cells/mm³ plus PMTCT option B+ (i.e., lifelong ART for all HIV-positive pregnant and breastfeeding women whatever their CD4 cell count) [25]; and, c) treat all HIV-positive subjects whatever the CD4 cell count. In these three recommendations, it is assumed that the overall ART coverage among eligible individuals at the end of the four-year simulation time would reach 80 % (conservative simulation protocol) or 90 % (optimistic simulation protocol; Table 1). To do this in the three recommendations, the transition rate (or flow) between compartments I₂ and T was changed. Moreover, in settings b and c, a transition rate was added between compartments I₁ and T and its value was assumed to increase linearly over the first year and finally equal the transition rate between compartments I₂ and T; in setting b, this transition rate was multiplied by the proportion of individuals with CD4 cell counts ≤ 500 cells/mm³ or pregnant or breastfeeding HIV-positive women (proportions stemming from the NHIPS).

Table 1 Baseline coverage of the interventions stemming from the NHIPS (2012) and simulation protocols of the interventions modelled

Interventions modelled	Baseline	Simulation protocol	
		Conservative	Optimistic
Antiretroviral therapy coverage among eligible subjects (%)			
CD4 ≤ 350 cells/mm ³	69 %	80 %	90 %
CD4 ≤ 500 cells/mm ³ or PMTCT option B+	51 %	80 %	90 %
All-CD4	40 %	80 %	90 %
Voluntary medical male circumcision among uninfected men			
15–24 years	42 %	75 %	90 %
25–34 years	17 %	30 %	70 %
35–59 years	5 %	10 %	60 %
All	25 %	50 %	80 %
Pre-exposure prophylaxis among uninfected women			
15–24 years	-	60 %	80 %
25–34 years	-	10 %	30 %
35–59 years	-	10 %	20 %
All	-	34 %	51 %

PMTCT B+ Prevention of mother-to-child transmission of HIV with lifelong ART for all-HIV-positive pregnant and breastfeeding women whatever their CD4 cell count

Voluntary medical male circumcision (VMMC)

This intervention assumed that, overall, 50 % or 80 % (conservative or optimistic simulation protocol, respectively) of HIV-negative men would be circumcised at the end of the four-year simulation time with a linear increase over time; however, these proportions were given various values depending on the age group (Table 1). The protective effect of circumcision was assumed to reduce female–male transmission by 60 % [10–12].

Pre-exposure prophylaxis (PrEP) in women

This intervention assumed that, overall, 34 % or 51 % (conservative or optimistic simulation protocol, respectively) of HIV-negative women would use PrEP at the end of the four-year simulation time with a linear increase over time; however, these proportions were given various values depending on the age group (Table 1). The protective effect of PrEP was assumed to reduce male–female transmission by 50 %.

Combined interventions

In the first combined intervention, the WHO 2013 guidelines were combined with VMMC (“ART & VMMC”). In the second, the WHO 2013 guidelines were combined with both VMMC and PrEP (“ART, VMMC, & PrEP”). In these combinations, the conservative (or optimistic) simulation protocol kept the conservative (or optimistic) simulation protocol of each single intervention. For comparison purposes, we combined also the current Kenyan guidelines with VMMC as well as the treat-all strategy with VMMC.

These interventions were compared with respect to different predicted outcomes: the prevalence, the incidence rate, the incidence rate ratio (i.e., the incidence rate at end of the four-year simulation time divided by the incidence rate at baseline), and the PVL suppression reached after four years. PVL suppression was defined as the proportion of HIV-positive subjects with a VL <1000 copies/mL (with the use of the compartment-specific proportions given in “Model and assumptions”).

Results

Single interventions

In the short term, under scenario “No change in the current interventions”, the HIV incidence rate would be reduced by 7 % (1 % in men and 8 % in women) whereas the prevalence would reach 25.3 % (19.1 % in men and 30.6 % in women). In the short term, with both conservative and optimistic simulation protocols, the treat-all strategy would have the greatest impact on reducing HIV incidence rate in men (by 41 and 54 %, respectively) and women (by 45 and 59 %, respectively; Figs. 1 and 2) followed by the WHO 2013 guidelines in men (by 31 and 47 %) and women (by 27 and 44 %). VMMC would

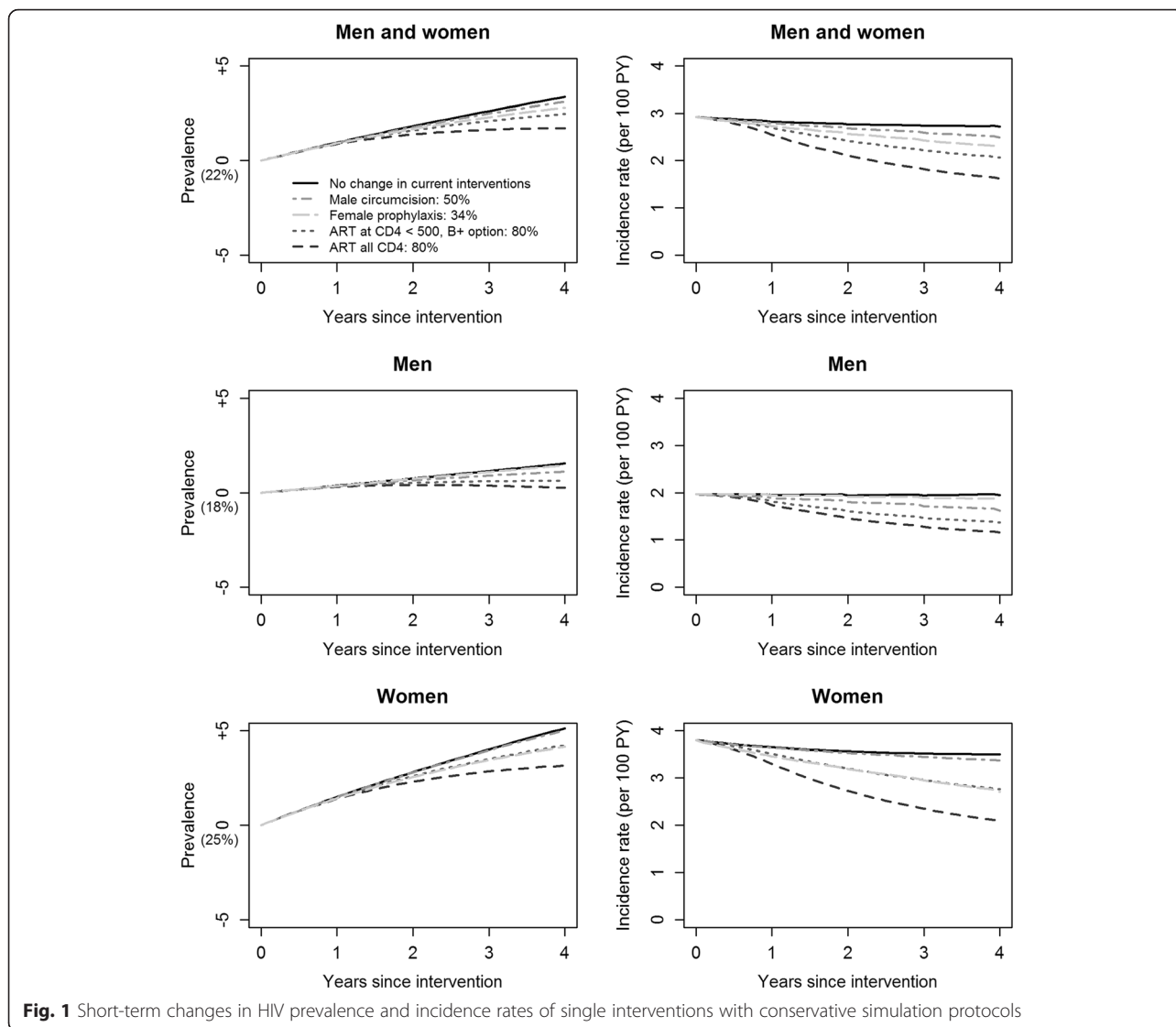


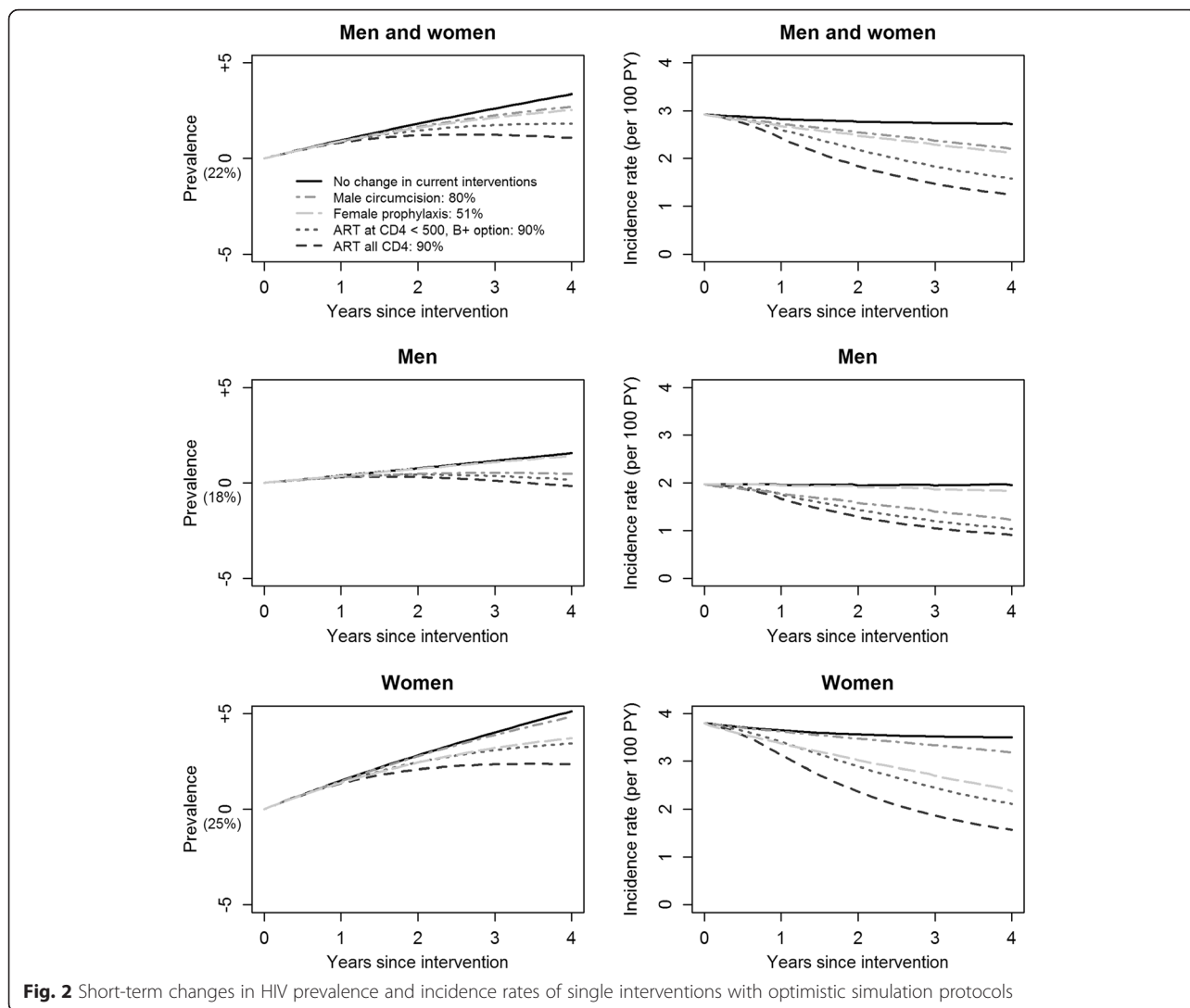
Fig. 1 Short-term changes in HIV prevalence and incidence rates of single interventions with conservative simulation protocols

also have a great impact on reducing the incidence rate (by 15 and 25 %) but a higher impact among men (the direct target) than among women (18 and 38 % vs. 11 and 16 % reduction, respectively). PrEP would also have a great impact on the overall HIV incidence (by 22 and 28 %); however, it would have a higher impact among women (the direct target) than among men (29 and 37 % vs. 6 and 8 % reduction). All interventions would slightly increase HIV prevalence over the four years (1.0–1.2x the baseline) but this increase would be the lowest with the treat-all strategy.

Considering a 90 % ART coverage, the treat-all strategy would have a higher impact on the HIV incidence rate than the WHO 2013 guidelines or the current Kenyan guidelines, the reduction being respectively 58, 46, and 17 % vs. the baseline rate (see Additional file 1: Figure A2).

In the NHIPS, the baseline PVL suppression was about 37 %. The treat-all strategy over four years would cause the greatest PVL suppression: 68 and 75 % respectively with the conservative and optimistic simulation protocols vs. 47 % with no change in the current interventions (see Additional file 1: Figure A3). The WHO 2013 guidelines would lead to 60 and 70 % PVL suppression, respectively.

Depending on the sex and the age group, the treat-all strategy would cause the greatest reduction in the HIV incidence rate (39 to 46 % with the conservative simulation protocol and 52 to 59 % with the optimistic simulation protocol), followed by the WHO 2013 guidelines (28 to 34 % with the conservative simulation protocol and 45 to 50 % with the optimistic simulation protocol, Fig. 3). VMMC would reduce the HIV incidence rate in men: 4 to 24 % in the conservative simulation protocol



and 35 to 41 % in the optimistic simulation protocol. PrEP would reduce HIV incidence rate in women: 14 to 37 % with the conservative simulation protocol and 20 to 46 % with the optimistic simulation protocol, mostly in the targeted 15–24 age group. The current Kenyan guidelines would have a modest short-term impact on the HIV incidence rate (a 6 to 20 % reduction vs. the baseline) because the baseline ART coverage is already close to 70 %.

Combined interventions

Combined interventions would have greater impacts on HIV prevalence and incidence rate than single interventions. Precisely, “ART, VMMC, & PrEP” would have the greatest impact on the overall incidence rate (46 and 67 % reduction in the conservative and optimistic simulation protocol, respectively, vs. the baseline rate; see Additional file 1: Figure A4). “ART & VMMC” would have a great impact on the incidence rate (35 and 56 %

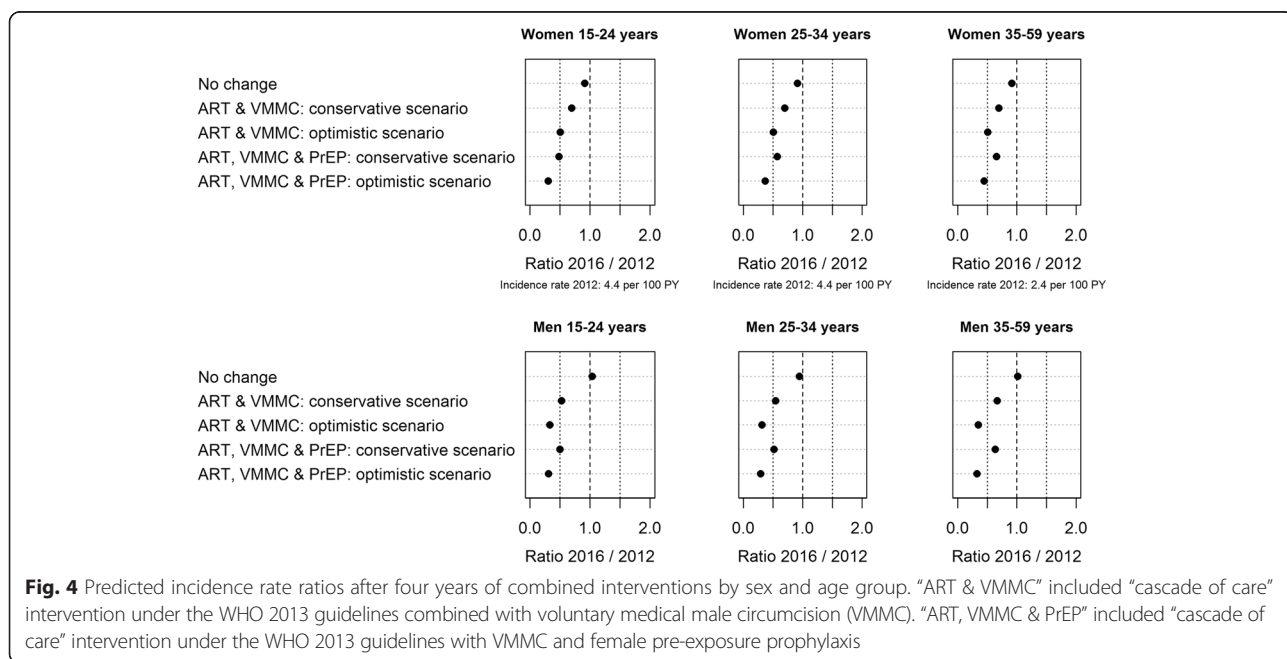
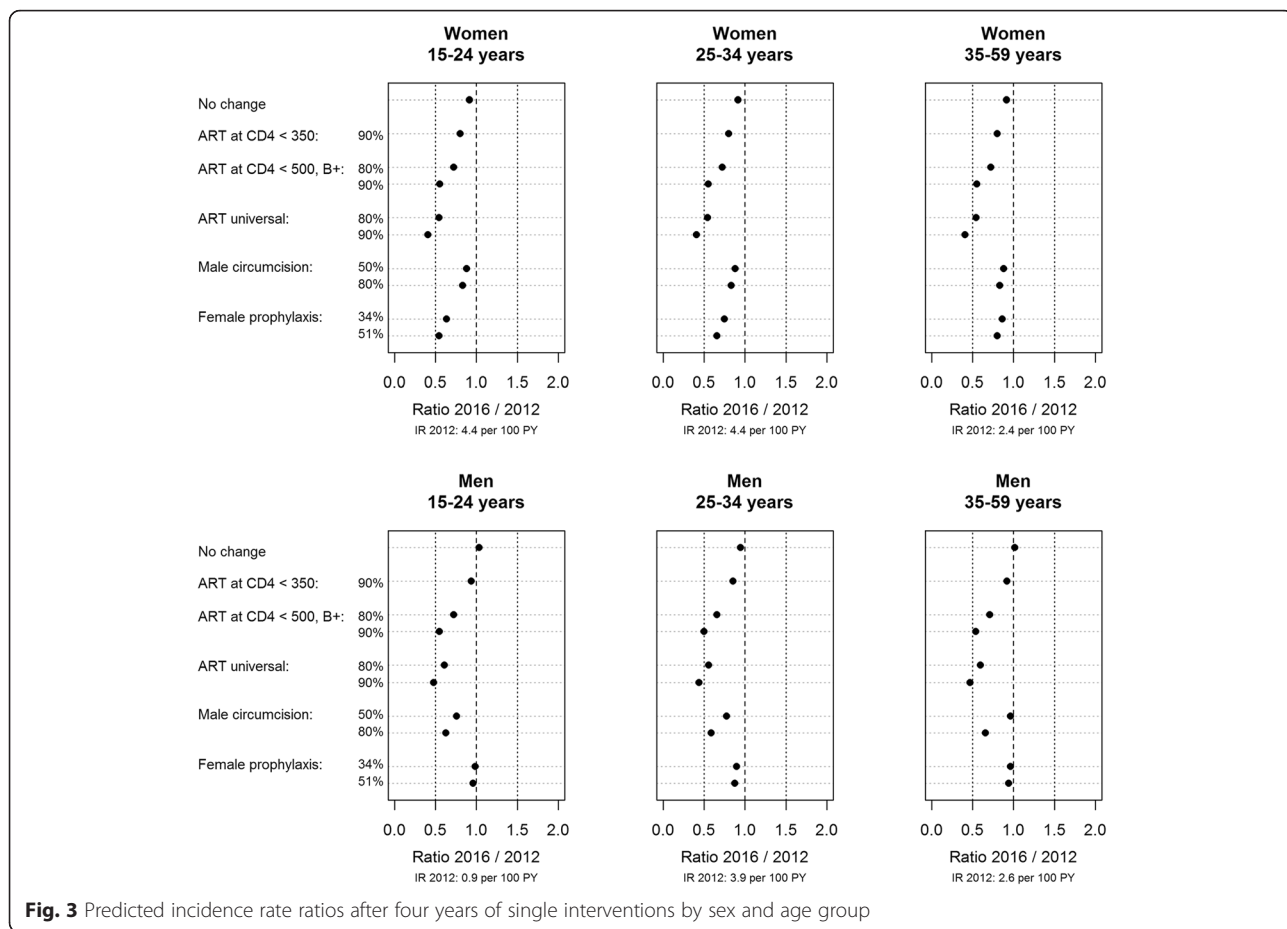
reduction in the conservative and optimistic simulation protocol, respectively, vs. the baseline rate).

Depending on the sex and the age group, “ART, VMMC, & PrEP” would have the greatest impact on the HIV incidence rate; it would reduce it by 34 to 52 % with the conservative simulation protocol and by 55 to 71 % with the optimistic simulation protocol vs. the baseline rate (Fig. 4). “ART & VMMC” would reduce the incidence rate by 30 to 47 % with the conservative simulation protocol and by 49 to 69 % with the optimistic simulation protocol vs. the baseline rate.

Over four years, the incidence rate would be reduced by 24 and 33 % with the combination of the current Kenyan guidelines plus VMMC and by 49 and 65 % with the combination of a treat-all strategy plus VMMC.

Discussion

A deterministic compartmental model was used to investigate the short-term impacts of various single and



combined interventions on HIV incidence in the adult population (15–59 years old) of Ndhiwa subcounty, Kenya.

Our results showed that an improvement of the “cascade of care” according to the WHO 2013 guidelines or a treat-all strategy would have a high impact on the HIV incidence rate (46 and 58 % reduction vs. the baseline rate). The treat-all strategy would have a greater impact among women than among men whereas the WHO 2013 guidelines would have a greater impact among men than among women; this is due to the fact that, in the latter case, a higher proportion of women are eligible for ART, which results in a lower weighted prevalence of HIV in women than in men. In comparison with the current Kenyan guidelines, the optimistic simulation protocol with the WHO 2013 guidelines and the treat-all strategy would result in a 35 % and 49 % incidence reduction, respectively, after four years. Previous mathematical models applied to Sub-Saharan populations have shown that long-term ART interventions (especially ‘test and treat’ strategy) would substantially reduce the HIV incidence rate [26–33].

Here, the impacts of improving the “cascade of care” under the WHO 2013 guidelines and those of the treat-all strategy were relatively close. This may be explained by the high proportion of eligible individuals under the WHO 2013 guidelines in NHIPS (81 % of all HIV-positive individuals) [21]. Moreover, the time from infection to reaching a CD4 cell count <500 cells/mm³ has been estimated to be relatively short [34]. This would result in quick eligibility of individuals for ART. In addition, another modelling study showed close impacts of the treat-all strategy and an extension of the eligibility for ART (from <350 to <500 CD4 cells/mm³): using several mathematical models, it has been shown that, in South Africa, this extension would prevent 5 to 12 % new infections whereas an extension to all HIV-positive individuals would prevent 9 to 32 % new infections over 20 years depending on the mathematical model and assuming no additional testing and linkage to care [35]. These results suggest that whatever the strategy (treat-all or treat subjects with <500 CD4 cells/mm³), the main effort would still be to test and offer treatment.

Our results showed that, in the short term, the PVL suppression would reach 60 to 70 % under the WHO 2013 guidelines or 68 to 75 % under the treat-all strategy, depending on the simulation protocol, whereas it would be 47 % with no change in the current interventions. To our knowledge, no previous modelling study has calculated this metric yet. Actually, this metric is interesting because it has been shown to be negatively associated with incidence [36–38] and can be more easily estimated than incidence. Moreover, this metric will be increasingly used with the potential future availability

of point-of-care viral load tests in resource-limited settings.

The treat-all strategy could simplify the strategies aiming at increasing ART coverage but would raise ethical questions (ART for “healthy” people), long-term toxicity, viral resistance issues, and cost issues. However, initiating ART at <500 CD4 cells or even earlier has shown individual clinical benefits [39–41] and recent models have shown that extending ART eligibility to <500 CD4 cells/mm³ or to all HIV-positive individuals would be cost-effective [35]. In fact, randomized controlled trials are currently addressing the issues of acceptability and feasibility of offering early ART and the impact of early treatment on HIV incidence [42].

Our results suggest that VMMC alone would reduce the overall incidence rate by 15 to 25 %, depending on the simulation protocol. Its impact is expected to be higher in men than in women because the former are directly protected by circumcision. Previous mathematical models applied to Sub-Saharan populations showed that, in the long-term, circumcision would also benefit indirectly to women and uncircumcised men [43–47].

The present results suggest that female PrEP, as a single intervention, would reduce the overall HIV incidence rate by 22 to 28 % according to the simulation protocol. This intervention was included here despite its costs and previous mixed results in Sub-Saharan Africa (discrepancies explained by differences in adherence levels [19]). Previous models of PrEP applied to Sub-Saharan African countries have shown short-, middle-, and long-term protection against new HIV infections in the general population [48–50] and in high-risk populations (female sex workers and clients [51], people with high sexual activity [48], young people [48], young women [49] or serodiscordant couples [52]). Some models have also shown that PrEP may be cost-effective in hyperendemic settings [49, 50, 52].

The present results show that combining the WHO 2013 guidelines with VMMC would reduce the HIV incidence rate by 35 to 56 % according to the simulation protocol and that combining treat-all with VMMC would reduce HIV incidence by 49 to 65 %. These results are consistent with those of a recent modelling of data from KwaZulu-Natal (South Africa); i.e., a 63 % reduction in the HIV incidence rate within four years with a combination of four interventions: increasing the coverage of testing and counselling, reducing risky behaviour, increasing the coverage of VMMC, and increasing ART coverage (with a ‘test and treat’ strategy) [53]. Recently, Cori et al. estimated that a combination of increasing home-based voluntary testing and counselling, increasing VMMC coverage, and increasing ART coverage with a treat-all strategy over three years would lead to a 60 % reduction vs. no change in the current interventions [54]. Here,

making the same calculation, the WHO 2013 guidelines with VMMC would lead to a 37 to 53 % reduction. Combining the WHO 2013 guidelines with VMMC and PrEP would reduce the HIV incidence rate by 46 to 67 %. Previous models have shown that combining ART and PrEP would have a higher impact on HIV incidence than ART alone [52, 55].

The strengths of our study are: i) the calibration of a model on the basis of detailed local and recent population-based data (including individual CD4 measurements); ii) the availability of viral load measurements at the population level (i.e., in both diagnosed and undiagnosed individuals, under treatment or not), making it possible to estimate the PVL suppression in the short term after various interventions; and, iii) the intervention scenarios were based on the current levels of coverage of these interventions by sex and by age classes.

Our analysis had some limitations. First, the various steps in the cascade of care were implicitly modelled; however, the success of an ART intervention depends on each step of the cascade of care and, at each step, cohort attrition may occur because of insufficient screening policy, fear of diagnosis or treatment, lack of access to ART, etc. [56]. Second, in our optimistic simulation protocol, the proportion of HIV-negative men to circumcise in age group 35–59 years is relatively high; however, not all men would accept circumcision. Actually, in the ANRS-12126 Male Circumcision Project, the proportion of circumcised men raised over three years from 6 % in age group 35–39 years and 17 % in age group 40–49 years to 37 and 34 %, respectively [13]; this suggests that men in age group 35–49 years are likely to accept circumcision. Third, risk compensation was not modelled. Risk compensation could reduce the benefit of the interventions at the population level. Some models relative to circumcision, as a single intervention, have shown that a high increase in risky behaviour may reduce the benefits from VMMC regarding HIV prevalence or incidence [44–46, 57, 58]. Fourth, we did not consider drug resistance in HIV-positive individuals on ART or in individuals using PrEP; indeed, drug resistance can also reduce the benefit of ART and PrEP at the population level. Mathematical models have shown that an increase in ART coverage would increase the prevalence of drug resistance in resource-limited settings [27, 28, 59]. Recent models including ART and PrEP suggest that the majority of resistance cases were rather due to ART than to PrEP, ART coverage being higher than PrEP coverage [55, 60].

The likelihood of success of a HIV prevention or treatment intervention may be increased by door-to-door home-based interventions with voluntary HIV testing and counselling and with the support of the community. Depending on the HIV status, counselling may target VMMC or/and focus on HIV care and referral to care

clinics. This type of campaign has been associated with high ART coverage and high VMMC prevalence in a rural/semi-urban area in Uganda [61] and with high ART coverage and high level of PVL suppression in rural KwaZulu-Natal [62]. Such a campaign may be successfully implemented in Ndhiwa given the high level of participation in the NHIPS survey (response rate close to 90 %) [21].

Conclusions

The implementation of the WHO 2013 guidelines is expected to be efficient in reducing the spread of HIV. Combining strategies is promising in reducing HIV incidence in adult populations of hyperendemic areas, but requires careful monitoring over time.

Ethics approval and consent to participate

Ethical approval was obtained in Kenya from the Kenya Medical Research Institute Ethical Review Committee (KEMRI, ref 347) and in France from the “Comité de Protection des Personnes d’Ile de France” (CPP, ref 12056). Written consent for participating in the study and undergoing HIV testing was obtained from each participant prior to the survey interview.

Availability of data and materials

The readers interested in using the NHIPS data may contact D. Maman at Epicentre, 8 rue Saint Sabin, F-75010 Paris, France.

Additional file

Additional file 1: Appendix. Technical appendix and supplementary figures. (PDF 685 kb)

Abbreviations

AIDS: acquired immunodeficiency syndrome; ART: antiretroviral therapy; DHS: Demographic and Health Surveys; HIV: human immunodeficiency virus; NHIPS: the Ndhiwa HIV Impact in Population Survey; PMTCT: prevention of mother-to-child transmission; PrEP: pre-exposure prophylaxis; PVL: population viral load; VL: viral load; VMMC: voluntary medical male circumcision; WHO: World Health Organization.

Competing interests

The authors declare that they have no competing interests.

Authors' contributions

SB, DM, BR, IM, BK, RE, and JFE conceived and designed the experiments. SB, BR, and RE performed the experiments. SB, DM, BR, IM, BK, RE, and JFE analysed the results. SB, BR, and RE wrote the first draft of the manuscript. SB, DM, BR, IM, BK, RE, and JFE contributed to the writing of the manuscript. All authors read and approved final manuscript.

Acknowledgements

The authors are grateful to the Ndhiwa Community, the NHIPS field study team, and the study participants. They are also grateful to S. Masson, I. Nabaasa, S. Crisan, J. Ben Ferhat, and S. Balandine from Epicentre; to A. Heinzlmann, W. Hennequin, J. Coyne, and A. Munger from Médecins Sans Frontières; to J.O. Lusi, I. Masoni, J. Ocholla, and A. Nyibaye from the Kenyan Ministry of Health; to C. Zeh and A. Kim from the US Centers for

Disease Control and Prevention-Kenya; and to V. Opollo and S. Omondi from the Kenyan Medical Research Institute. They also thank Jean Iwaz (Hospices Civils de Lyon, France) for many helpful comments, suggestions, and revisions of various versions of the manuscript.

Funding

The NHIPS study was funded and sponsored by Médecins Sans Frontières (France) and conducted by Epicentre (France) in collaboration with the Kenyan Ministry of Medical Services, the Kenyan Ministry of Public Health and Sanitation, the National AIDS and STDs Control Programme (NASCOP, Nairobi, Kenya), the Kenyan Medical Research Institute (KEMRI, Nairobi, Kenya), the KEMRI/CDC (Kisumu, Kenya) and Hospices Civils de Lyon (France). Author SB was financially supported by Agence Nationale de Recherche sur le SIDA et les hépatites virales, ANRS (France REcherche Nord & sud SIDA-HIV Hépatites: FRENHS), France.

Author details

¹Service de Biostatistique, Hospices Civils de Lyon, F-69003 Lyon, France. ²Université de Lyon, F-69000 Lyon, France. ³Université Lyon 1, F-69100 Villeurbanne, France. ⁴CNRS UMR 5558, Equipe Biostatistique-Santé, Laboratoire de Biométrie et Biologie Evolutive, F-69100 Villeurbanne, France. ⁵Epicentre, F-75011 Paris, France. ⁶National AIDS and STDs Control Program, Nairobi, Kenya. ⁷Médecins Sans Frontières, Nairobi, Kenya. ⁸UMI 233 TransVIHMI, Institut de Recherche pour le Développement, Université Montpellier 1, F-34000 Montpellier, France.

Received: 22 May 2015 Accepted: 18 April 2016

Published online: 29 April 2016

References

1. Joint United Nations Programme on HIV/AIDS (UNAIDS). Global report: UNAIDS report on the global AIDS epidemic. Geneva: Joint United Nations Programme on HIV/AIDS (UNAIDS); 2013.
2. Gargano JW, Laserson K, Muttai H, Odhiambo F, Orimba V, Adamu-Zeh M, et al. The adult population impact of HIV care and antiretroviral therapy in a resource poor setting, 2003–2008. *AIDS*. 2012;26(12):1545–54.
3. Bor J, Herbst AJ, Newell ML, Barnighausen T. Increases in adult life expectancy in rural South Africa: valuing the scale-up of HIV treatment. *Science*. 2013;339(6122):961–5.
4. Chihana M, Floyd S, Molesworth A, Crampin AC, Kayuni N, Price A, et al. Adult mortality and probable cause of death in rural northern Malawi in the era of HIV treatment. *Trop Med Int Health*. 2012;17(8):e74–83.
5. Connor EM, Sperling RS, Gelber R, Kiselev P, Scott G, O'Sullivan MJ, et al. Reduction of maternal-infant transmission of human immunodeficiency virus type 1 with zidovudine treatment. *Pediatric AIDS Clinical Trials Group Protocol 076 Study Group*. *N Engl J Med*. 1994;331(18):1173–80.
6. Garcia PM, Kalish LA, Pitt J, Minkoff H, Quinn TC, Burchett SK, et al. Maternal levels of plasma human immunodeficiency virus type 1 RNA and the risk of perinatal transmission. *Women and Infants Transmission Study Group*. *N Engl J Med*. 1999;341(6):394–402.
7. Quinn TC, Wawer MJ, Sewankambo N, Serwadda D, Li C, Wabwire-Mangen F, et al. Viral load and heterosexual transmission of human immunodeficiency virus type 1. *Rakai Project Study Group*. *N Engl J Med*. 2000;342(13):921–9.
8. Castilla J, Del Romero J, Hernando V, Marincovich B, Garcia S, Rodriguez C. Effectiveness of highly active antiretroviral therapy in reducing heterosexual transmission of HIV. *J Acquir Immune Defic Syndr*. 2005;40(1):96–101.
9. Attia S, Egger M, Muller M, Zwaren M, Low N. Sexual transmission of HIV according to viral load and antiretroviral therapy: systematic review and meta-analysis. *AIDS*. 2009;23(11):1397–404.
10. Auvert B, Taljaard D, Lagarde E, Sobngwi-Tambekou J, Sitta R, Puren A. Randomized, controlled intervention trial of male circumcision for reduction of HIV infection risk: the ANRS 1265 Trial. *PLoS Med*. 2005;2(11):e298.
11. Bailey RC, Moses S, Parker CB, Agot K, Maclean I, Krieger JN, et al. Male circumcision for HIV prevention in young men in Kisumu, Kenya: a randomised controlled trial. *Lancet*. 2007;369(9562):643–56.
12. Gray RH, Kigozi G, Serwadda D, Makumbi F, Wataya S, Nalugoda F, et al. Male circumcision for HIV prevention in men in Rakai, Uganda: a randomised trial. *Lancet*. 2007;369(9562):657–66.
13. Auvert B, Taljaard D, Rech D, Lissouba P, Singh B, Bouscaillou J, et al. Association of the ANRS-12126 male circumcision project with HIV levels among men in a South African township: evaluation of effectiveness using cross-sectional surveys. *PLoS Med*. 2013;10(9):e1001509.
14. Microbicide Trials Network (MTN). <http://www.mtnstopshiv.org/node/2003>. Accessed March 2014.
15. Abdool Karim Q, Abdool Karim SS, Frohlich JA, Grobler AC, Baxter C, Mansoor LE, et al. Effectiveness and safety of tenofovir gel, an antiretroviral microbicide, for the prevention of HIV infection in women. *Science*. 2010;329(5996):1168–74.
16. Van Damme L, Corneli A, Ahmed K, Agot K, Lombaard J, Kapiga S, et al. Preexposure prophylaxis for HIV infection among African women. *N Engl J Med*. 2012;367(5):411–22.
17. Baeten JM, Donnell D, Ndase P, Mugo NR, Campbell JD, Wangisi J, et al. Antiretroviral prophylaxis for HIV prevention in heterosexual men and women. *N Engl J Med*. 2012;367(5):399–410.
18. Thigpen MC, Kebaabetswe PM, Paxton LA, Smith DK, Rose CE, Segolodi TM, et al. Antiretroviral preexposure prophylaxis for heterosexual HIV transmission in Botswana. *N Engl J Med*. 2012;367(5):423–34.
19. Baeten JM, Haberer JE, Liu AY, Sista N. Preexposure prophylaxis for HIV prevention: where have we been and where are we going? *J Acquir Immune Defic Syndr*. 2013;63 Suppl 2:S122–9.
20. Kimanga DO, Ogola S, Umuro M, Ng'anga A, Kimondo L, Murithi P, et al. Prevalence and incidence of HIV infection, trends, and risk factors among persons aged 15–64 years in Kenya: results from a nationally representative study. *J Acquir Immune Defic Syndr*. 2014;66 Suppl 1:S13–26.
21. Maman D, Zeh C, Mukui I, Kirubi B, Masson S, Opolo V, et al. Cascade of HIV care and population viral suppression in a high-burden region of Kenya. *AIDS*. 2015;29(12):1557–65.
22. Blaizot S, Riche B, Maman D, Mukui I, Kirubi B, Etard JF, et al. Estimation and short-term prediction of the course of the HIV epidemic using demographic and health survey methodology-like data. *PLoS One*. 2015;10(6):e0130387.
23. Measure DHS, ICF International. Available at URL: <http://dhsprogram.com>. Accessed August 2014.
24. Cohen MS, Chen YQ, McCauley M, Gamble T, Hosseinipour MC, Kumarasamy N, et al. Prevention of HIV-1 infection with early antiretroviral therapy. *N Engl J Med*. 2011;365(6):493–505.
25. World Health Organization. Consolidated guidelines on general HIV care and the use of antiretroviral drugs for treating and preventing HIV infection: recommendations for a public health approach. Geneva: World Health Organization; 2013.
26. Blower S, Ma L, Farmer P, Koenig S. Predicting the impact of antiretrovirals in resource-poor settings: preventing HIV infections whilst controlling drug resistance. *Curr Drug Targets Infect Disord*. 2003;3(4):345–53.
27. Nagelkerke NJ, Jha P, de Vlas SJ, Korenromp EL, Moses S, Blanchard JF, et al. Modelling HIV/AIDS epidemics in Botswana and India: impact of interventions to prevent transmission. *Bull World Health Organ*. 2002;80(2):89–96.
28. Garnett GP, Bartley L, Grassly NC, Anderson RM. Antiretroviral therapy to treat and prevent HIV/AIDS in resource-poor settings. *Nat Med*. 2002;8(7):651–4.
29. Johnson LF, Dorrington RE. Modelling the demographic impact of HIV/AIDS in South Africa and the likely impact of interventions. *Demogr Res*. 2006;14:22.
30. Wilson DP, Kahn J, Blower SM. Predicting the epidemiological impact of antiretroviral allocation strategies in KwaZulu-Natal: the effect of the urban–rural divide. *Proc Natl Acad Sci U S A*. 2006;103(38):14228–33.
31. Vijayaraghavan A, Efrusy MB, Mazonson PD, Ebrahim O, Sanne IM, Santas CC. Cost-effectiveness of alternative strategies for initiating and monitoring highly active antiretroviral therapy in the developing world. *J Acquir Immune Defic Syndr*. 2007;46(1):91–100.
32. Granich RM, Gilks CF, Dye C, De Cock KM, Williams BG. Universal voluntary HIV testing with immediate antiretroviral therapy as a strategy for elimination of HIV transmission: a mathematical model. *Lancet*. 2009;373(9657):48–57.
33. Dodd PJ, Garnett GP, Hallett TB. Examining the promise of HIV elimination by 'test and treat' in hyperendemic settings. *AIDS*. 2010;24(5):729–35.
34. Fast PE, Price MA, Rida WN, Kamali A, Karita E. WHO's new guidelines for antiretroviral treatment. *Lancet*. 2013;382(9907):1778–9.
35. Eaton JW, Menzies NA, Stover J, Cambiano V, Chindelevitch L, Cori A, et al. Health benefits, costs, and cost-effectiveness of earlier eligibility for adult antiretroviral therapy and expanded treatment coverage: a combined analysis of 12 mathematical models. *Lancet Glob Health*. 2014;2:e23–34.

36. Wood E, Kerr T, Marshall BD, Li K, Zhang R, Hogg RS, et al. Longitudinal community plasma HIV-1 RNA concentrations and incidence of HIV-1 among injecting drug users: prospective cohort study. *BMJ*. 2009;338:b1649.
37. Das M, Chu PL, Santos GM, Scheer S, Vittinghoff E, McFarland W, et al. Decreases in community viral load are accompanied by reductions in new HIV infections in San Francisco. *PLoS One*. 2010;5(6):e11068.
38. Castel AD, Befus M, Willis S, Griffin A, West T, Hader S, et al. Use of the community viral load as a population-based biomarker of HIV burden. *AIDS*. 2012;26(3):345–53.
39. Lockman S, Sax P. Treatment-for-prevention: clinical considerations. *Curr Opin HIV AIDS*. 2012;7(2):131–9.
40. TEMPRANO ANRS 12136 Study Group, Danel C, Moh R, Gabillard D, Badje A, Le Carrou J, et al. A trial of early antiretrovirals and isoniazid preventive therapy in Africa. *N Engl J Med*. 2015;373(9):808–22.
41. INSIGHT START Study Group, Lundgren JD, Babiker AG, Gordin F, Emery S, Grund B, et al. Initiation of antiretroviral therapy in early asymptomatic HIV infection. *N Engl J Med*. 2015;373(9):795–807.
42. Iwuji CC, Orne-Gliemann J, Tanser F, Boyer S, Lessells RJ, Lert F, et al. Evaluation of the impact of immediate versus WHO recommendations-guided antiretroviral therapy initiation on HIV incidence: the ANRS 12249 TasP (Treatment as Prevention) trial in Hlabisa sub-district, KwaZulu-Natal, South Africa: study protocol for a cluster randomised controlled trial. *Trials*. 2013;14:230.
43. Boily MC, Desai K, Masse B, Gumel A. Incremental role of male circumcision on a generalised HIV epidemic through its protective effect against other sexually transmitted infections: from efficacy to effectiveness to population-level impact. *Sex Transm Infect*. 2008;84 Suppl 2:ii28–34.
44. Hallett TB, Singh K, Smith JA, White RG, Abu-Raddad LJ, Garnett GP. Understanding the impact of male circumcision interventions on the spread of HIV in southern Africa. *PLoS One*. 2008;3(5):e2212.
45. Londish GJ, Murray JM. Significant reduction in HIV prevalence according to male circumcision intervention in sub-Saharan Africa. *Int J Epidemiol*. 2008;37(6):1246–53.
46. White RG, Glynn JR, Orroth KK, Freeman EE, Bakker R, Weiss HA, et al. Male circumcision for HIV prevention in sub-Saharan Africa: who, what and when? *AIDS*. 2008;22(14):1841–50.
47. Hallett TB, Alsallaq RA, Baeten JM, Weiss H, Celum C, Gray R, et al. Will circumcision provide even more protection from HIV to women and men? New estimates of the population impact of circumcision interventions. *Sex Transm Infect*. 2011;87(2):88–93.
48. Abbas UL, Anderson RM, Mellors JW. Potential impact of antiretroviral chemoprophylaxis on HIV-1 transmission in resource-limited settings. *PLoS One*. 2007;2(9):e875.
49. Pretorius C, Stover J, Bollinger L, Bacaer N, Williams B. Evaluating the cost-effectiveness of pre-exposure prophylaxis (PrEP) and its impact on HIV-1 transmission in South Africa. *PLoS One*. 2010;5(11):e13646.
50. Verguet S, Stalcup M, Walsh JA. Where to deploy pre-exposure prophylaxis (PrEP) in sub-Saharan Africa? *Sex Transm Infect*. 2013;89(8):628–34.
51. Vissers DC, Voeten HA, Nagelkerke NJ, Habbema JD, de Vlas SJ. The impact of pre-exposure prophylaxis (PrEP) on HIV epidemics in Africa and India: a simulation study. *PLoS One*. 2008;3(5):e2077.
52. Hallett TB, Baeten JM, Heffron R, Barnabas R, de Bruyn G, Cremin I, et al. Optimal uses of antiretrovirals for prevention in HIV-1 serodiscordant heterosexual couples in South Africa: a modelling study. *PLoS Med*. 2011;8(11):e1001123.
53. Alsallaq RA, Baeten JM, Celum CL, Hughes JP, Abu-Raddad LJ, Barnabas RV, et al. Understanding the potential impact of a combination HIV prevention intervention in a hyper-endemic community. *PLoS One*. 2013;8(1):e54575.
54. Cori A, Ayles H, Beyers N, Schaap A, Floyd S, Sabapathy K, et al. HPTN 071 (PopART): a cluster-randomized trial of the population impact of an HIV combination prevention intervention including universal testing and treatment: mathematical model. *PLoS One*. 2014;9(1):e84511.
55. Abbas UL, Glaubius R, Mubayi A, Hood G, Mellors JW. Antiretroviral therapy and pre-exposure prophylaxis: combined impact on HIV transmission and drug resistance in South Africa. *J Infect Dis*. 2013;208(2):224–34.
56. Kilmarx PH, Mutasa-Apollo T. Patching a leaky pipe: the cascade of HIV care. *Curr Opin HIV AIDS*. 2013;8(1):59–64.
57. Alsallaq RA, Cash B, Weiss HA, Longini Jr IM, Omer SB, Wawer MJ, et al. Quantitative assessment of the role of male circumcision in HIV epidemiology at the population level. *Epidemics*. 2009;1(3):139–52.
58. Gray RH, Li X, Kigozi G, Serwadda D, Nalugoda F, Watya S, et al. The impact of male circumcision on HIV incidence and cost per infection prevented: a stochastic simulation model from Rakai, Uganda. *AIDS*. 2007;21(7):845–50.
59. Blower S, Bodine E, Kahn J, McFarland W. The antiretroviral rollout and drug-resistant HIV in Africa: insights from empirical data and theoretical models. *AIDS*. 2005;19(1):1–14.
60. van de Vijver DA, Nichols BE, Abbas UL, Boucher CA, Cambiano V, Eaton JW, et al. Preexposure prophylaxis will have a limited impact on HIV-1 drug resistance in sub-Saharan Africa: a comparison of mathematical models. *AIDS*. 2013;27(18):2943–51.
61. Tumwebaze H, Tumwesigye E, Baeten JM, Kurth AE, Revall J, Murnane PM, et al. Household-based HIV counseling and testing as a platform for referral to HIV care and medical male circumcision in Uganda: a pilot evaluation. *PLoS One*. 2012;7(12):e51620.
62. van Rooyen H, Barnabas RV, Baeten JM, Phakathi Z, Joseph P, Krows M, et al. High HIV testing uptake and linkage to care in a novel program of home-based HIV counseling and testing with facilitated referral in KwaZulu-Natal, South Africa. *J Acquir Immune Defic Syndr*. 2013;64(1):e1–8.

Submit your next manuscript to BioMed Central and we will help you at every step:

- We accept pre-submission inquiries
- Our selector tool helps you to find the most relevant journal
- We provide round the clock customer support
- Convenient online submission
- Thorough peer review
- Inclusion in PubMed and all major indexing services
- Maximum visibility for your research

Submit your manuscript at
www.biomedcentral.com/submit

